

Community

Helpers

Literacy Pack



[campwewannalearnalot.blogspot.com](http://campwewannalearnalot.blogspot.com)

[www.teacherspayteachers.com/store/DanielleCollins](http://www.teacherspayteachers.com/store/DanielleCollins)


Created by: Danielle Collins

# Community Helpers Literacy Common Core





## Kindergarten Common Core:

- R.F.K.1a: follow words left to right, top to bottom
- R.F.K.1b: recognize spoken words by sequence of letters
- R.F.K.1c: words are separated by spaces
- R.F.K.1d: upper case and lower case letters
- R.F.K.2d: Initial, medial, final sounds in CVC words
- R.F.K.3a letter sound correspondence
- R.F.K.3c: read high frequency words
- L.K.1a print letters
- L.K.2a: capitalize first word in a sentence
- L.K.2c write letter for sound
- L.K.2d: spell simple words phonetically



## 1st Grade Common Core:

- R.F.1.1a: recognize parts of a sentence
- R.F.1.2b: produce words by blending sounds
- R.F.1.2c: isolate and produce beginning, medial, ending sounds in CVC words
- R.F.1.3a: consonant digraphs
- R.F.1.3b: decode 1 syllable words
- R.F.1.3c: final e
- R.F.1.3g: read grade appropriate irregularly spelled words
- L.1.1a: print uppercase and lowercase letters
- L.1.2b: use end punctuation for sentences
- L.1.2d: use conventional spelling
- L.1.2e: spell phonetically



# Community

# Helpers

# Letter Match

Directions:

Match the upper case letter with the lower case letter.

Worksheet: Cut out the lower case letters and glue on the matching upper case letter.

Common Core:  
RF.K.1d upper case  
and lower case  
letters  
L.K.1a print letters

Created by: Danielle Collins





A



C



E



G



B



D



F



H



I



K



M



O



J



L



N



P



Q



S



U



W



R





T



V



X





a



c



e



g



b



d



f



h





i



k



m



o



j



i



n



p



q



s



u



w



r



t



v



x



y



z



# Community Helpers Letter Match

Name: \_\_\_\_\_

A	F	P	T	D	K	Cut out the lower case letters
V	I	B	W	S	O	
C	N	U	L	H	X	E
J	Q	Y	M	R	G	Z


a	d	g	j	m	p	s	v	y
b	e	h	k	n	q	t	w	z
c	f	i	i	o	r	u	x	

# Community Helpers




## Letter Race

Common Core:  
RF.K.1d upper  
case and lower  
case letters



Read the letters as fast as you can.

Record your times.



1<sup>st</sup> Try: \_\_\_\_\_ seconds


2<sup>nd</sup> Try: \_\_\_\_\_ seconds

3<sup>rd</sup> Try: \_\_\_\_\_ seconds

# Community Helpers Letter Race

Read the letters as fast as you can. Record your times.



	A	R	M	I	Q	E
W	G	P	B	T	L	U
X	C	Y	K	V	F	N
J	S	Z	D	H	O	




1<sup>st</sup> Try: \_\_\_\_\_ seconds  
2<sup>nd</sup> Try: \_\_\_\_\_ seconds  
3<sup>rd</sup> Try: \_\_\_\_\_ seconds

# Community Helpers Letter Race

Read the letters as fast as you can. Record your times.



	A	R	M	I	Q	E
W	G	P	B	T	L	U
X	C	Y	K	V	F	N
J	S	Z	D	H	O	




1<sup>st</sup> Try: \_\_\_\_\_ seconds  
2<sup>nd</sup> Try: \_\_\_\_\_ seconds  
3<sup>rd</sup> Try: \_\_\_\_\_ seconds

# Community Helpers Letter Race

Read the letters as fast as you can. Record your times.

	Z	I	N	R	J	V
D	T	K	Y	G	O	F
C	X	B	P	E	U	M
Q	H	A	W	S	L	






1<sup>st</sup> Try: \_\_\_\_\_ seconds  
2<sup>nd</sup> Try: \_\_\_\_\_ seconds  
3<sup>rd</sup> Try: \_\_\_\_\_ seconds



# Community Helpers Letter Race

Read the letters as fast as you can. Record your times.

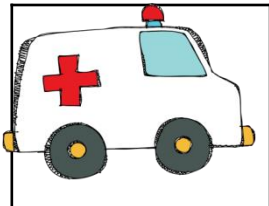

	Z	I	N	R	J	V
D	T	K	Y	G	O	F
C	X	B	P	E	U	M
Q	H	A	W	S	L	

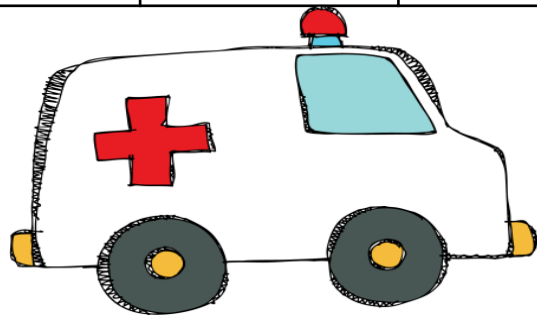


1<sup>st</sup> Try: \_\_\_\_\_ seconds  
2<sup>nd</sup> Try: \_\_\_\_\_ seconds  
3<sup>rd</sup> Try: \_\_\_\_\_ seconds

# Community Helpers Letter Race

Read the letters as fast as you can. Record your times.



	a	r	m	i	q	e
w	g	p	b	t	i	u
x	c	y	k	v	f	n
j	s	z	d	h	o	

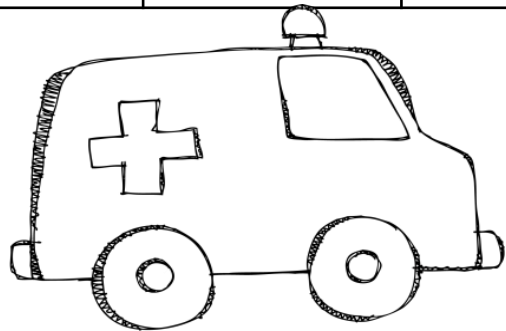


1<sup>st</sup> Try: \_\_\_\_\_ seconds  
2<sup>nd</sup> Try: \_\_\_\_\_ seconds  
3<sup>rd</sup> Try: \_\_\_\_\_ seconds

# Community Helpers Letter Race

Read the letters as fast as you can. Record your times.

	a	r	m	i	q	e
w	g	p	b	t	i	u
x	c	y	k	v	f	n
j	s	z	d	h	o	





1<sup>st</sup> Try: \_\_\_\_\_ seconds

2<sup>nd</sup> Try: \_\_\_\_\_ seconds

3<sup>rd</sup> Try: \_\_\_\_\_ seconds

# Community Helpers Letter Race

Read the letters as fast as you can. Record your times.



	z	i	n	r	j	v
d	t	k	y	g	o	f
c	x	b	p	e	u	m
q	h	a	w	s	i	




1<sup>st</sup> Try: \_\_\_\_\_ seconds  
2<sup>nd</sup> Try: \_\_\_\_\_ seconds  
3<sup>rd</sup> Try: \_\_\_\_\_ seconds

# Community Helpers Letter Race

Read the letters as fast as you can. Record your times.

	z	i	n	r	j	v
d	t	k	y	g	o	f
c	x	b	p	e	u	m
q	h	a	w	s	i	



1<sup>st</sup> Try: \_\_\_\_\_ seconds  
2<sup>nd</sup> Try: \_\_\_\_\_ seconds  
3<sup>rd</sup> Try: \_\_\_\_\_ seconds



# Community Helpers Beginnings



\*Match up the picture card to the beginning sound card


\*Write in the Beginning Sound next to each picture.



Common Core:


RF.K.2 beginning sounds

L.K.1a print letters


L.K.2c write letter for sound  
(beginning)

















A




C



E




G



B



D



F



H



I




K



M



O



J



L



N



P



Q




S



U



W



R






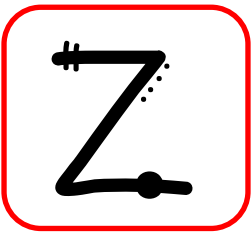



T




V



X




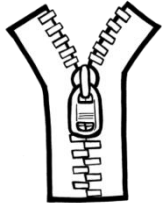





# Community Helpers



## Beginnings

Write in the Beginning Sound next to each picture.




Name: \_\_\_\_\_






# Community Helpers

## Beginnings



Write in the Beginning Sound next to each picture.



Name: \_\_\_\_\_



# Community Helpers

## Beginnings

Directions:

Up to 4 players

Pick a letter card


Find a picture on  
your card with the  
matching

beginning sound




The first player  
to cover their  
board wins






Common Core:  
RF.K.2 beginning  
sounds



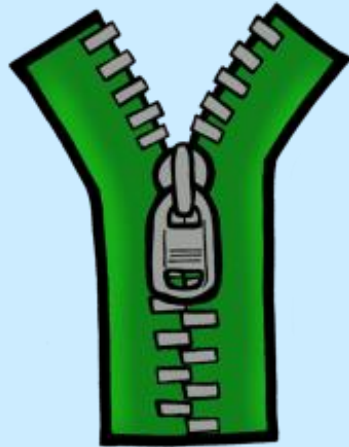


Created by:  
Danielle Collins










# Community Helpers Beginnings Bingo Card




2

# Community Helpers Beginnings Bingo Card



3

# Community Helpers Beginnings Bingo Card



4

# Community Helpers Beginnings Bingo Card








# Community Helpers Beginnings Walk the Room

Common Core:  
RF.K.2 beginning sounds  
L.K.1a print letters  
L.K.2c write letter for sound  
(beginning)


Walk around the  
room and find the pictures  
Write in the number and  
the beginning letter.




5



25




13





15




21



19



11



18




20




14




24




16






1




23





4



9




22



10






3




7




8



6





17



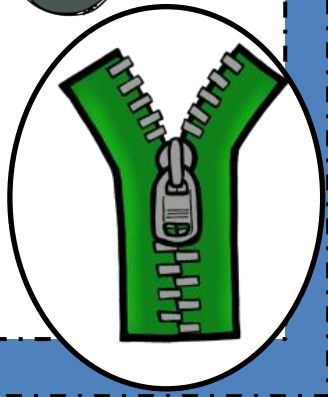

12



2

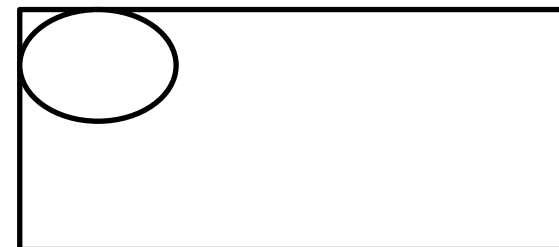
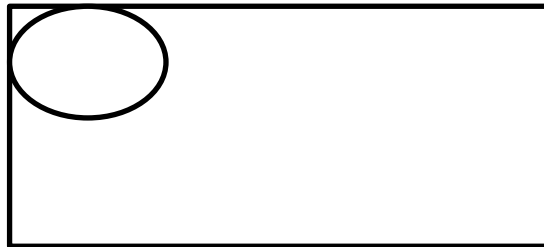

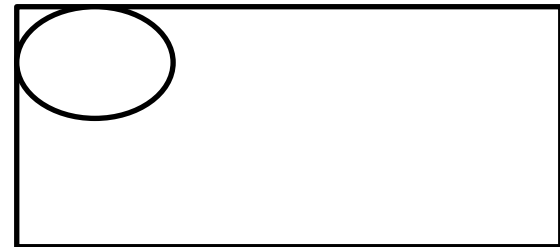
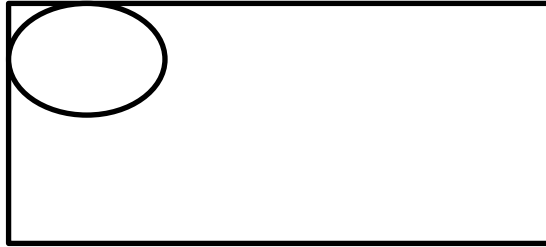

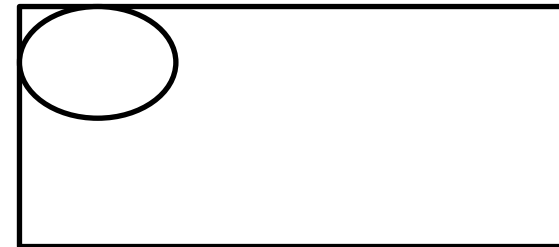
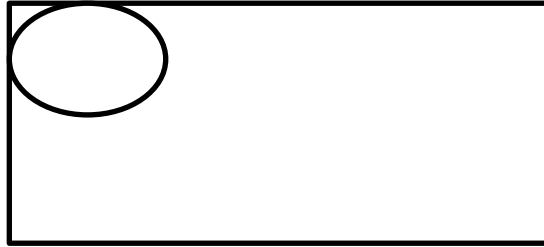

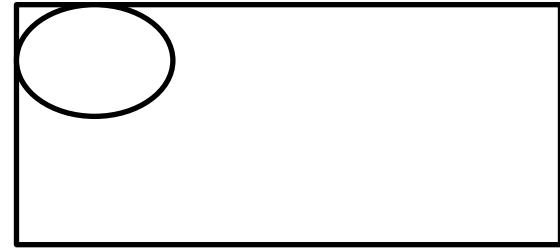

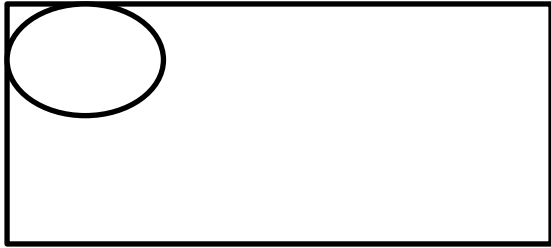



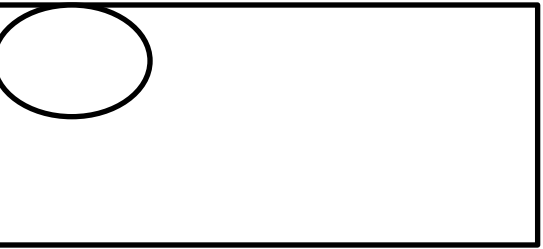
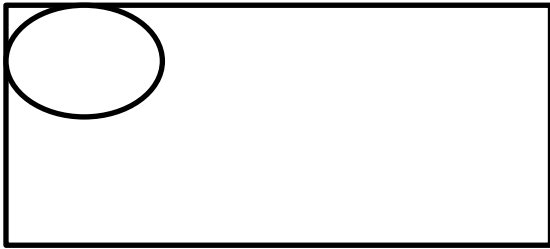

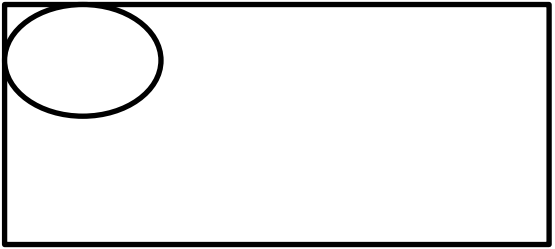

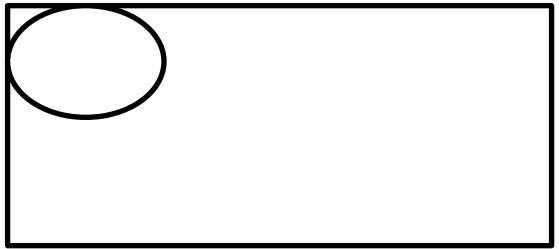
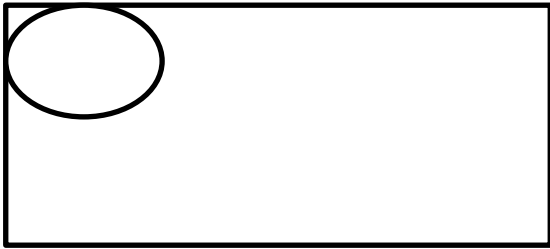

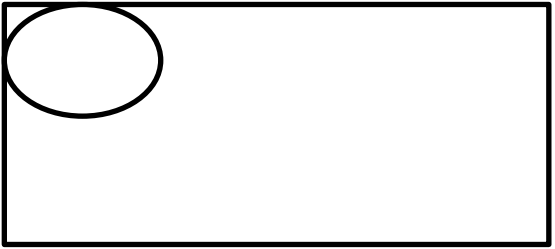

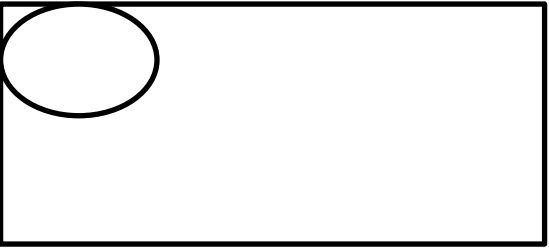
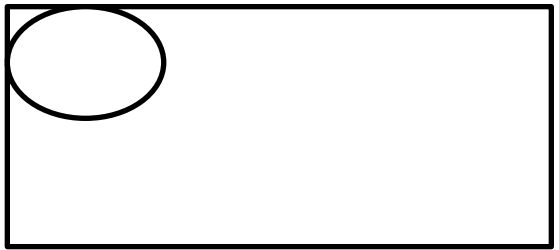
26



# Community Helpers Beginnings

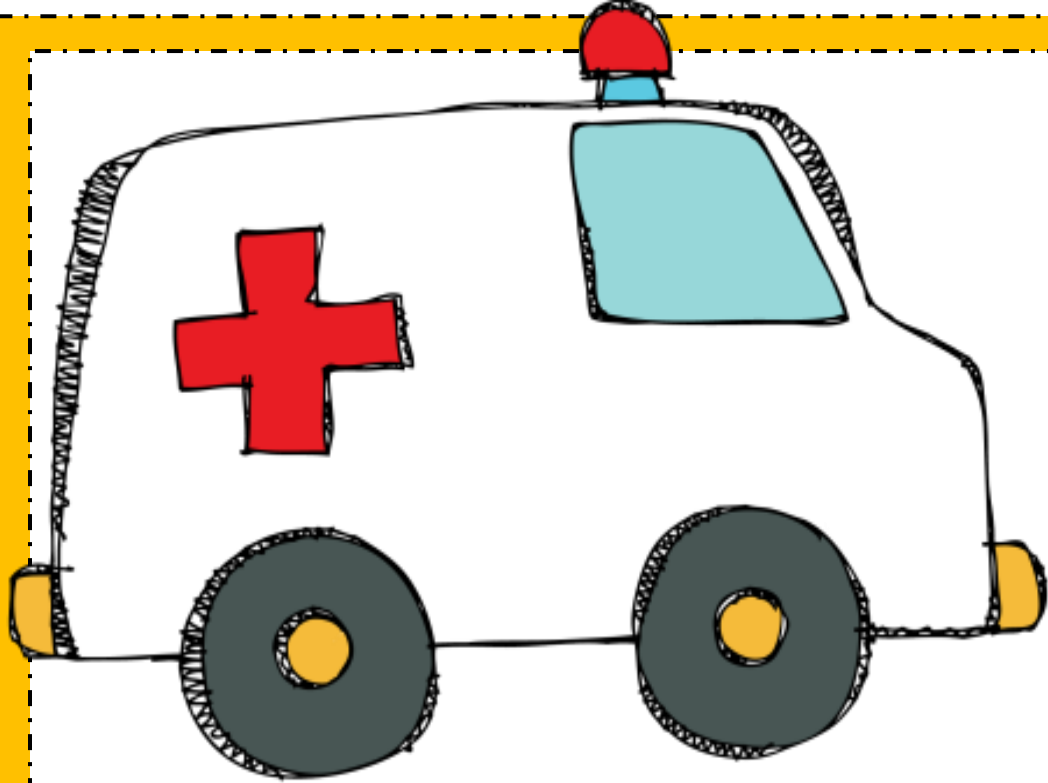
Walk around the room and find the pictures.  
Write in the number and the beginning letter.





Name: \_\_\_\_\_






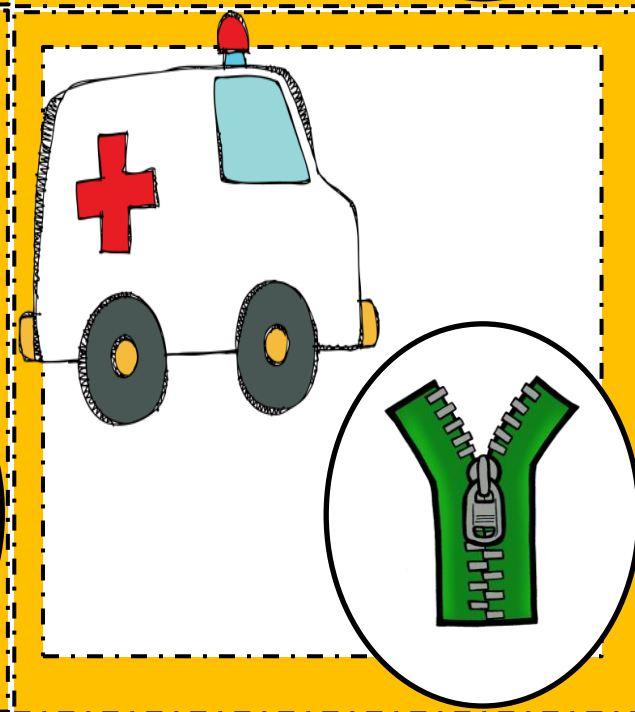
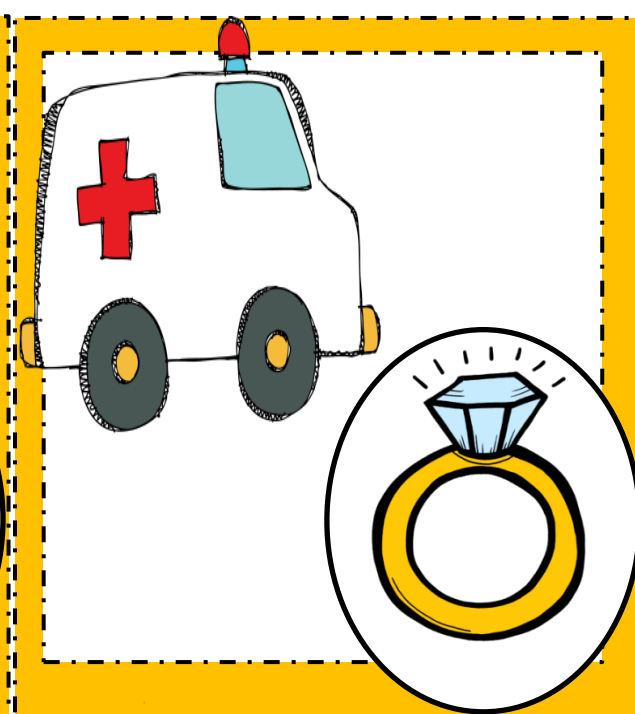
# Community Helpers Endings Pick & Color




Played individually, pairs, or small groups up to 8  
**Bingo Style:** flip over a card. Everyone with that beginning sound colors it in. First to color in all letters wins





**Pairs:** flip over a card. Color in the matching letter to the beginning sound. Switch turns. First person to finish wins. (may need to reshuffle cards as some cards have some of the same letters)



**Individually:** Flip over a card and color in the matching letter to the beginning sound.


Common Core:  
RF.K.1d: lowercase letters  
RF.K.3a: letter sound correspondence











g

t

p

i

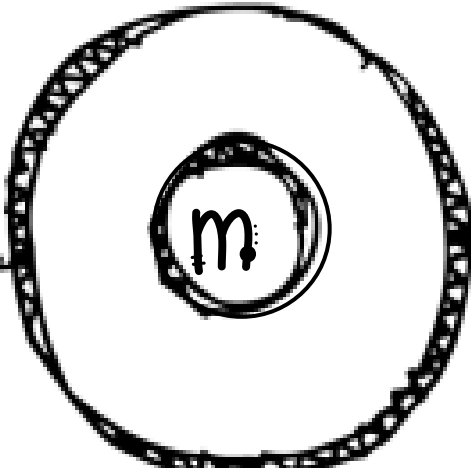
MAIL

o

k

r

n

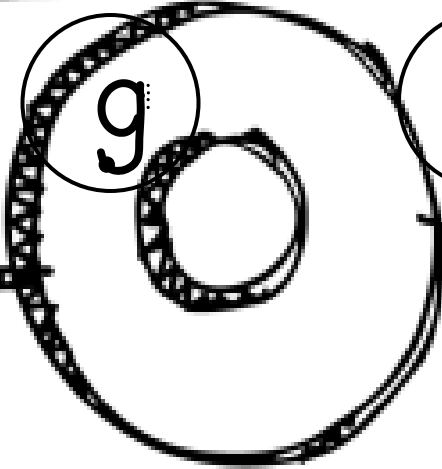


s

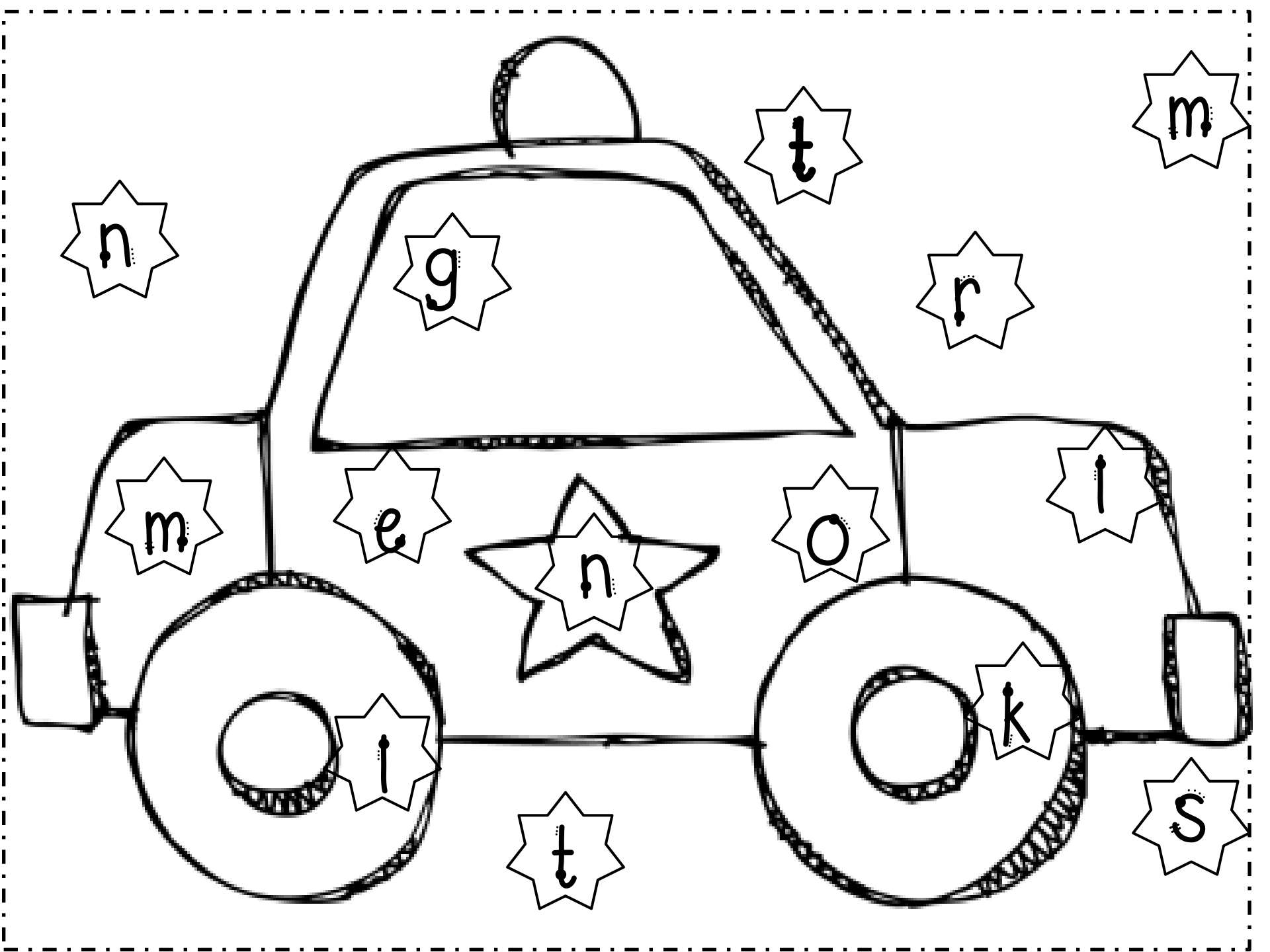
g

t

e



n



n

g

t

m

r

m

e

n

o

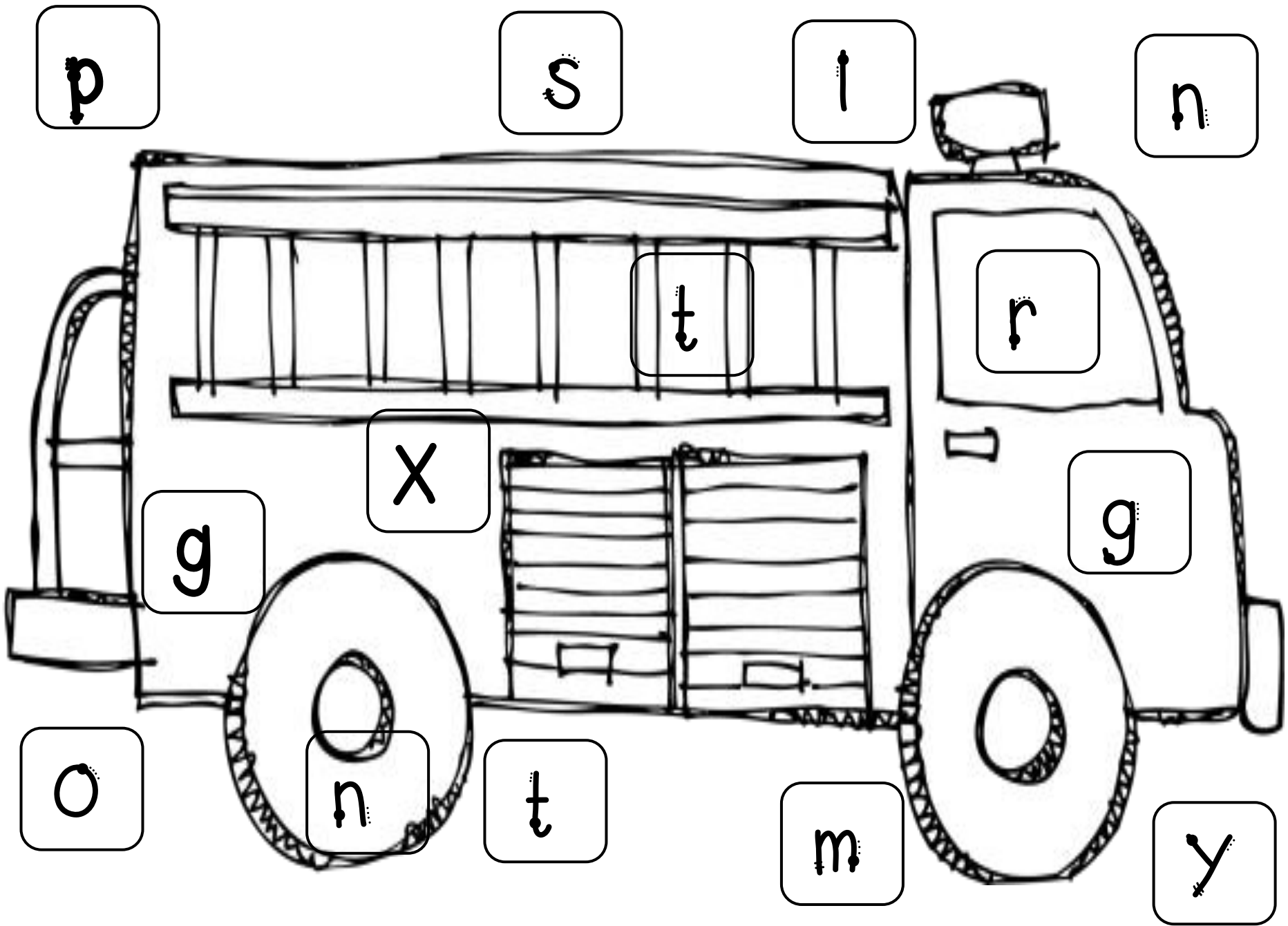
i

i

k

t

s



p

s

i

n

t

r

x

g

g

o

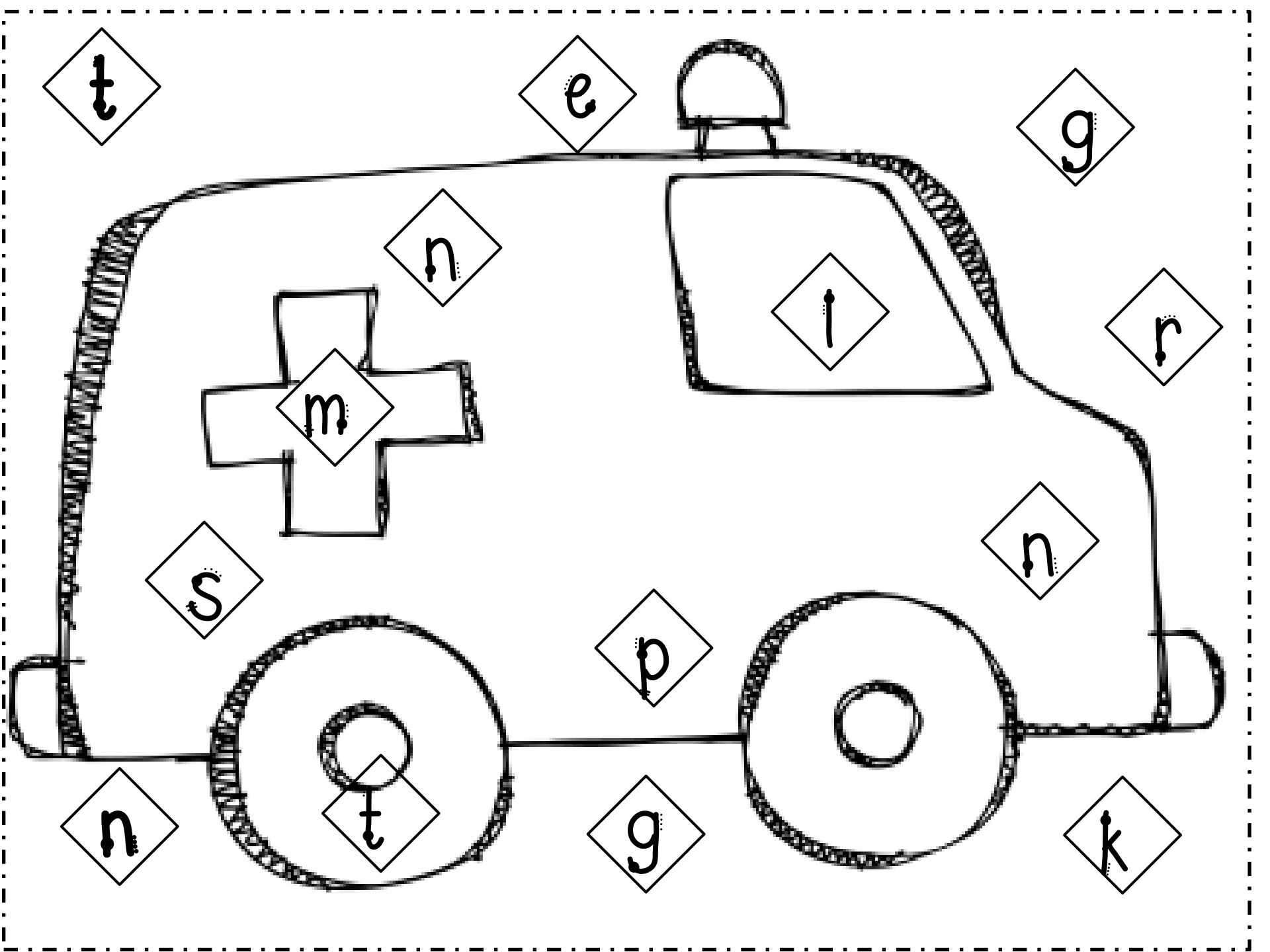
n

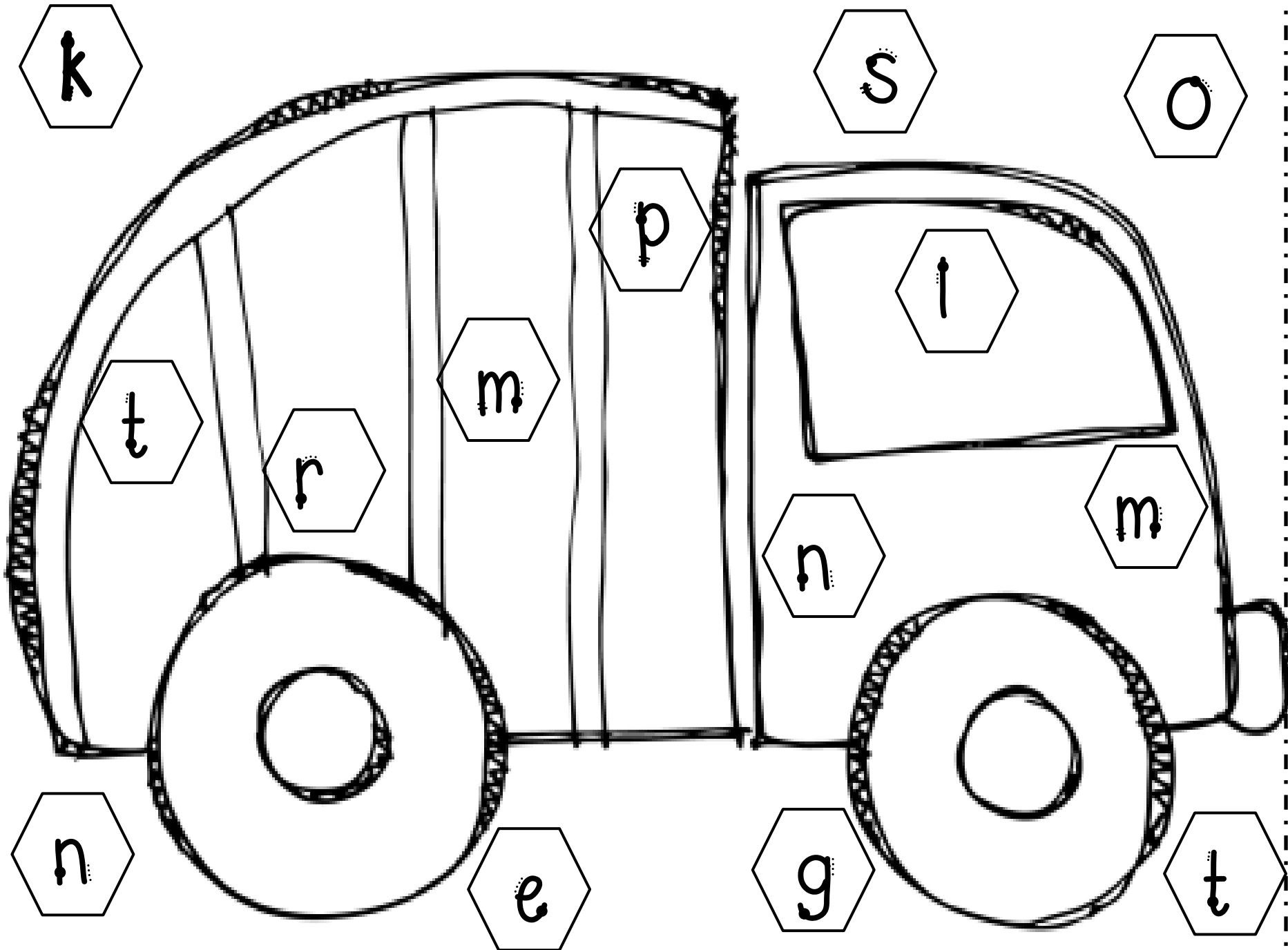
t

m

y







k

s

o

t

p

i

m

r

m


n

n


e

g

t



# Community Helpers



## Beginnings & Endings

### Directions:

Use a vis-à-vis marker  
to write in the beginning  
and ending sound  
Complete the recording  
sheet with beginning &  
ending sounds.

### Common Core:

RF.K.3a: letter sound correspondence





L.K.1a print letters





L.K.2c write letter for sound (beginning)















m









n



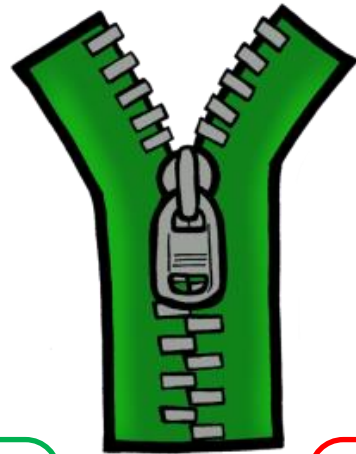










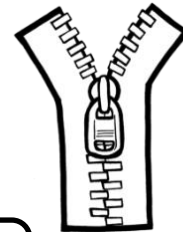
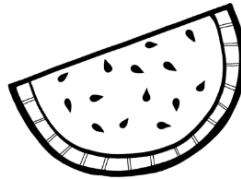





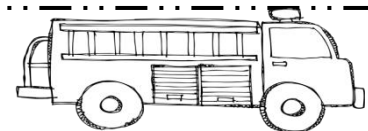


Write in the beginning & ending sound.

# Community Helpers Beginnings & Endings



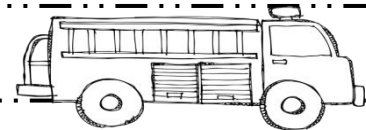

Name: \_\_\_\_\_




Write in the beginning & ending sound.

# Community Helpers

## Beginnings & Endings



Name: \_\_\_\_\_



# Community

# Helpers

# CVC Scramble

Directions:

Find the CVC picture

Unscramble the word to match the picture

Write the CVC word in the boxes.

Common Core Standards:







RF.K.1b






RF.K.2d







RF.K.3a






L.K.1a

L.K.2 c & d






















# Community Helpers Scramble



## Directions:

- \*Find the CVC picture
- \*Unscramble the word to match the picture
- \*Write the CVC word in boxes.



Name: \_\_\_\_\_

# Community Helpers CVC Spin


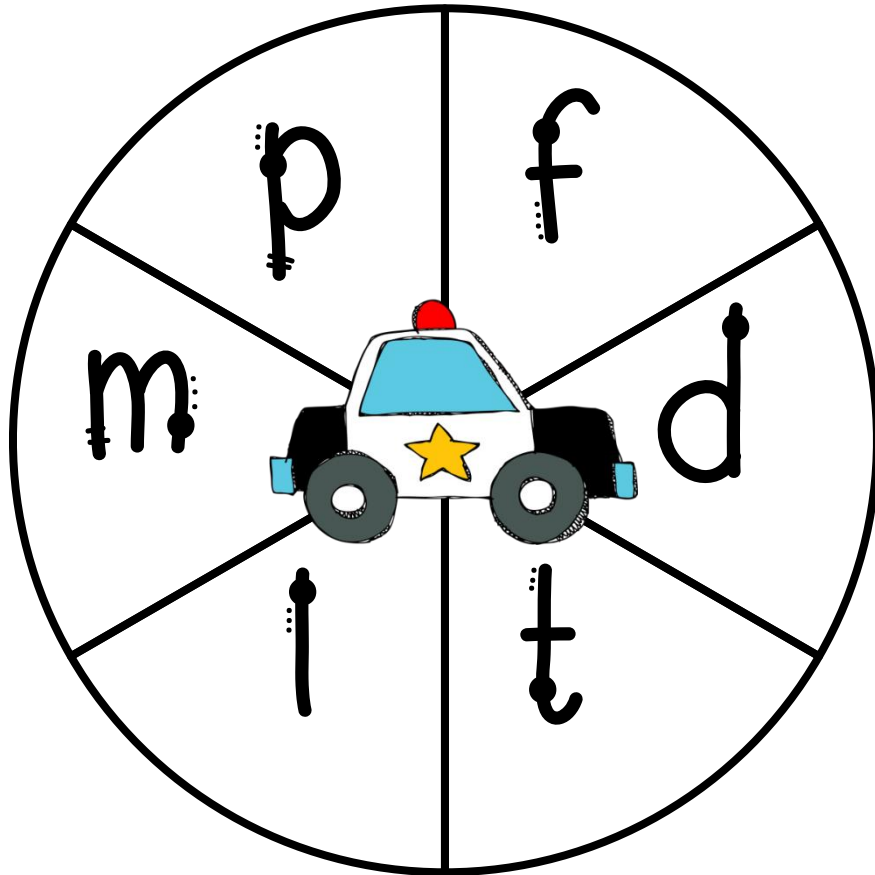


Directions:

Spin each spinner 1 time




Put the beginning and ending together and read word  
Record the word you read on the Real or Silly Recording sheet.




# Community Helpers CVC Spin

Record the word you read on the  
Real or Silly Recording sheet.




Real

Silly




# Community Helpers CVC Spin





Directions:

Spin each spinner 1 time




Put the beginning and ending together and read word.  
Record the word you read on the Real or Silly Recording sheet.




# Community Helpers CVC Spin

Record the word you read on the  
Real or Silly Recording sheet.



Real



Silly





# Community Helpers Spin & Read

Directions: Spin the  
Spinner. Read 1 word  
from that column and  
color.

Common Core Standards:

RF.K.1b  
RF.K.2d  
RF.K.3a, 3c  
L.K.1a  
L.K.2 c & d  
R.F.1.2 (b,c)  
RF.1.3 (a,b,c)




Silent E

Sight  
Words

CVC

Digraphs

On the GO  
Spin & Read  
Sight Words



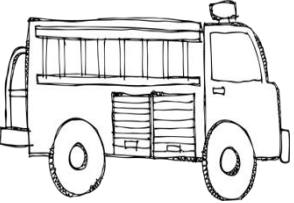


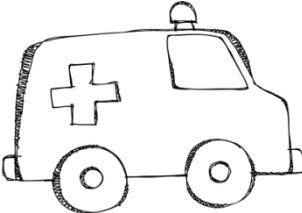



# Community Helpers

Name: \_\_\_\_\_

Directions: Spin the  
Spinner. Read 1 word from  
that column and color.

## Spin & Read Sight Words

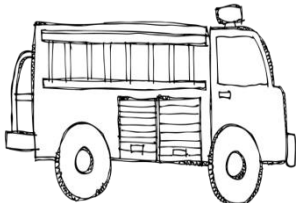


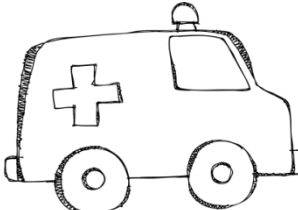

the	by	he	what	is
she	with	and	all	one
for	go	had	you	was
see	of	this	said	be
they	I	he	his	a
on	play	or	my	but
are	to	like	as	that
from	have	at	in	here
				

# Community Helpers


Name: \_\_\_\_\_

Directions: Spin the  
Spinner. Read 1 word from  
that column and color.

## Spin & Read Sight Words

# On the GO Spin & Read Word Families








# Community Helpers


Name: \_\_\_\_\_

Directions: Spin the Spinner. Read 1 word from that column and color.

## Spin & Read Word Families

cat	met	pit	bug	hot
bat	set	sit	mug	pot
sat	pet	wit	rug	dot
fat	bet	bit	jug	got
pat	get	mit	tug	jot
mat	let	hit	pug	cot
rat	net	kit	hug	not
hat	vet	fit	dug	tot
				

On the GO  
Spin & Read  
CVCe Words








# Community Helpers


Name: \_\_\_\_\_

Directions: Spin the Spinner. Read 1 word from that column and color.

## Spin & Read CVCe Words

rode	hat	win	tone	cone
can	pine	tape	mitt	rod
fine	bit	not	mutt	cap
mat	ton	rate	cane	bite
con	note	cut	kit	wine
tap	rat	mate	fate	van
mute	kite	fin	mite	pin
fat	vane	cape	hate	cute
				

On the GO  
Spin & Read  
Digraphs








# Community Helpers


Name: \_\_\_\_\_

Directions: Spin the  
Spinner. Read 1 word from  
that column and color.

## Spin & Read Digraphs

shape	thin	think	much	when
fish	with	shop	chip	whale
sham	that	chill	bench	what
wash	path	whiz	chap	who
shin	thing	whip	such	where
wish	moth	itch	chin	whisk
ship	then	cash	lunch	why
dish	bath	math	chick	which
				





# Community

## Helpers

### Middle

## Vowel Sort



- Pick a mail truck card
- Read the word
- Match with the mail carrier card with the matching middle sound
- Write the words you read on the recording sheet

Common Core Standards:










RF.K.1b


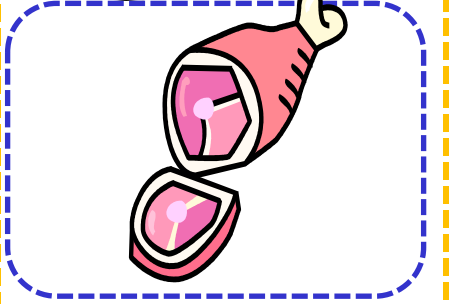

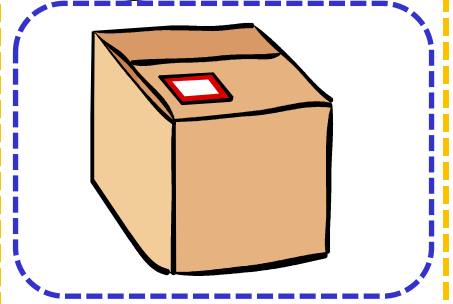









RF.K.2d












RF.K.3a

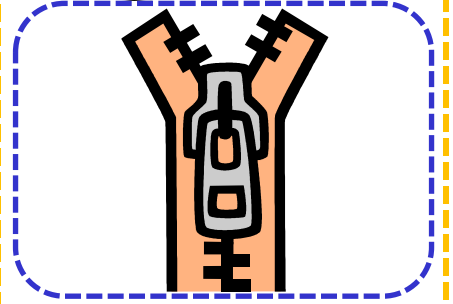








L.K.1a





L.K.2.c & d











a





e












\_\_\_\_\_

\_\_\_\_\_


\_\_\_\_\_



\_\_\_\_\_

\_\_\_\_\_


\_\_\_\_\_



\_\_\_\_\_

\_\_\_\_\_


\_\_\_\_\_



\_\_\_\_\_

\_\_\_\_\_

\_\_\_\_\_



\_\_\_\_\_

\_\_\_\_\_


\_\_\_\_\_




Directions:  
Write the words  
you read in the  
write box by  
middle vowel  
sound.

Community  
Helpers  
Middle  
Vowel Sort


Name: \_\_\_\_\_




d\_\_g




z\_\_p




w\_\_t




b\_\_x




p\_\_n




p\_\_g




w\_\_b




s\_\_n




b\_\_t





n\_\_t




p\_\_n




l\_\_g




g\_\_m




f\_\_x




j\_\_t




p\_\_t




w\_\_g




n\_\_t




t\_\_p




f\_\_n




j\_\_m




m\_\_p




b\_\_d



h\_\_t




h\_\_m




b\_\_s




w\_\_n



n\_\_p




b\_\_g



c\_\_t

# Community

# Helpers



# Read Trace Write

## Kindergarten Sight Words

Common Core Standards:

- RF.K.3c
- L.K.1a
- L.K.2 c
- RF.1.3g
- L.1.2d

I	I	
see	see	
my	my	
like	like	
a	a	
to	to	
and	and	
go	go	

Colored copies:  
use Vis-à-vis Marker

Black & White Copies:  
printables for students


Created by: Danielle Collins



Read

Trace

Write



I

I

see

see

my

my

like

like

a

a

to



to

and

and

go

go



Read

Trace

Write

I

I

see

see

my

my

like

like

a

a

to


to

and

and

go

go



Read

Trace

Write



is

is

here

here

for

for

have

have

said

said

the


the

play

play

she

she



Read

Trace

Write



is

is

here

here

for

for

have

have

said

said

the

the


play

play

she

she





Read

Trace

Write



go

go

here

here

see

see

play

play

are

are

and

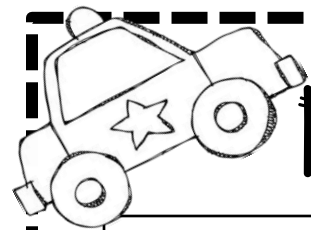
and

have

have

the

the



Read

Trace

Write



go

go

here

here

see

see

play

play

are

are

and


and

have

have

the

the



Read

Trace

Write



are

are

he

he

my

my

for

for

a

a

have

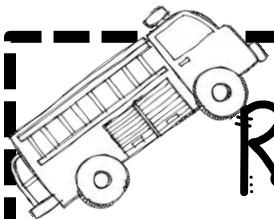
have

and

and

said


said



Read

Trace

Write



are

are

he

he

my

my

for

for

a

a

have


have

and

and

said

said



Read

Trace

Write



is

is

like

like

for

for

to

to

said

said

and


and

play

play

go

go



Read

Trace

Write



is

is

like

like

for

for

to

to

said

said

and

and

play

play

go

go

# Community Helpers Word Race

Sight words, Number words, Color words, CVC



the	of	and	a	to	in
-----	----	-----	---	----	----

Read the words as fast as you can.

Record your times.

Common Core Standards:

RF.K.1a, b

RF.K.2d

RF.K.3a, 3c

RF.1.2b

RF.1.3 b,g



1<sup>st</sup> Try: \_\_\_\_\_ seconds

2<sup>nd</sup> Try: \_\_\_\_\_ seconds

3<sup>rd</sup> Try: \_\_\_\_\_ seconds

# Community Helpers Sight Word Race

Read the words as fast as you can. Record your times.

	is	like	for	to	said	and
play	go	are	he	my	have	here
see	the	I	like	to	she	go
are	my	have	the	I	play	



1<sup>st</sup> Try: \_\_\_\_\_ seconds

2<sup>nd</sup> Try: \_\_\_\_\_ seconds


3<sup>rd</sup> Try: \_\_\_\_\_ seconds



# Community Helpers Sight Word Race

Read the words as fast as you can. Record your times.

	is	like	for	to	said	and
play	go	are	he	my	have	here
see	the	I	like	to	and	go
are	my	have	the	I	play	



1<sup>st</sup> Try: \_\_\_\_\_ seconds


2<sup>nd</sup> Try: \_\_\_\_\_ seconds

3<sup>rd</sup> Try: \_\_\_\_\_ seconds

# Community Helpers Sight Word Race

Read the words as fast as you can. Record your times.

	for	and	go	he	have	see
the	are	she	is	he	like	my
here	for	said	to	play	I	is
for	said	and	he	here	see	




1<sup>st</sup> Try: \_\_\_\_\_ seconds

2<sup>nd</sup> Try: \_\_\_\_\_ seconds

3<sup>rd</sup> Try: \_\_\_\_\_ seconds

# Community Helpers Sight Word Race

Read the words as fast as you can. Record your times.



for

and

go

he

have

see

the

are

she

is

he

like

my

here

for

said

to

play

I

is

for


said

and

he

here

see



1<sup>st</sup> Try: \_\_\_\_\_ seconds

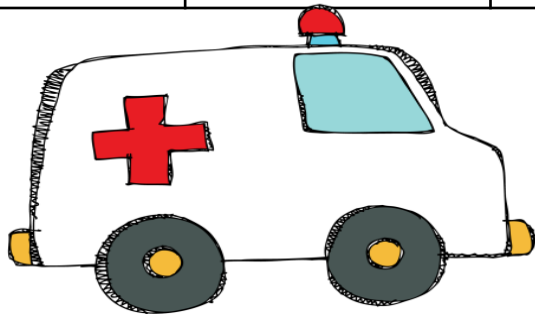
2<sup>nd</sup> Try: \_\_\_\_\_ seconds

3<sup>rd</sup> Try: \_\_\_\_\_ seconds

# Community Helpers Number Word Race

Read the words as fast as you can. Record your times.

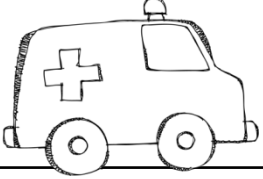

	nine	three	two	six	one
four	seven	five	eight	ten	three
one	five	seven	nine	two	eight
six	four	ten	two	three	ten
nine	seven	three	one	four	

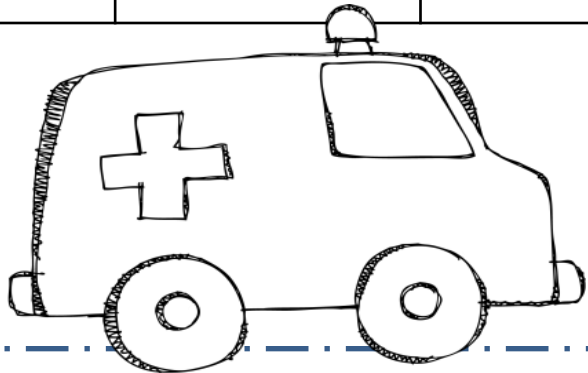


1<sup>st</sup> Try: \_\_\_\_\_ seconds  
2<sup>nd</sup> Try: \_\_\_\_\_ seconds  
3<sup>rd</sup> Try: \_\_\_\_\_ seconds

# Community Helpers Number Word Race

Read the words as fast as you can. Record your times.


	nine	three	two	six	one
four	seven	five	eight	ten	three
one	five	seven	nine	two	eight
six	four	ten	two	three	ten
nine	seven	three	one	four	



1<sup>st</sup> Try: \_\_\_\_\_ seconds  
2<sup>nd</sup> Try: \_\_\_\_\_ seconds  
3<sup>rd</sup> Try: \_\_\_\_\_ seconds

# Community Helpers Color Word Race

Read the words as fast as you can. Record your times.



purple

orange

yellow

blue

white

green

black

brown

red

pink

blue

yellow

white

black

orange

red

purple

brown

pink

green

white

blue

pink


yellow

red

orange

brown

green



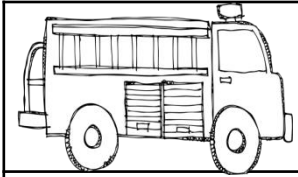
1<sup>st</sup> Try: \_\_\_\_\_ seconds

2<sup>nd</sup> Try: \_\_\_\_\_ seconds

3<sup>rd</sup> Try: \_\_\_\_\_ seconds

# Community Helpers Color Word Race

Read the words as fast as you can. Record your times.



purple

orange

yellow

blue

white

green

black

brown

red

pink

blue

yellow

white

black

orange

red

purple

brown

pink

green

white

blue

pink



yellow

red

orange

brown

green





1<sup>st</sup> Try: \_\_\_\_\_ seconds


2<sup>nd</sup> Try: \_\_\_\_\_ seconds

3<sup>rd</sup> Try: \_\_\_\_\_ seconds

# Community Helpers CVC Word Race

Read the words as fast as you can. Record your times.

	cat	pin	met	cop	bug
pen	hog	pan	kit	hum	bid
tap	nut	leg	fox	hut	map
pop	win	fat	kid	van	ten
sum	log	sit	hug	bet	






1<sup>st</sup> Try: \_\_\_\_\_ seconds  
2<sup>nd</sup> Try: \_\_\_\_\_ seconds  
3<sup>rd</sup> Try: \_\_\_\_\_ seconds



# Community Helpers CVC Word Race

Read the words as fast as you can. Record your times.

	cat	pin	met	cop	bug
pen	hog	pan	kit	hum	bid
tap	nut	leg	fox	hut	map
pop	win	fat	kid	van	ten
sum	log	sit	hug	bet	



1<sup>st</sup> Try: \_\_\_\_\_ seconds

2<sup>nd</sup> Try: \_\_\_\_\_ seconds

3<sup>rd</sup> Try: \_\_\_\_\_ seconds

# Community Helpers Sight Word Game



## Multi-player Game:

Each player takes turns reading a card

If it is read correctly, keep the card.

If it is read incorrectly, put the card back at the bottom of the pile.


If student gets HELP card, put all cards back.

Student with most cards after a time limit (15 minutes) is the winner.

## Writing Extension:

Write the words read correctly as they are read.

Created by:  
Danielle Collins

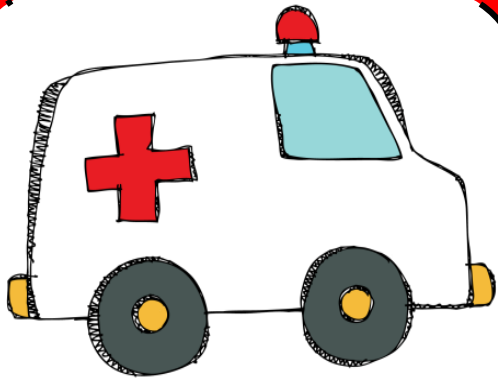


Common Core  
Standards:


R.F.1.3g

R.F.K.3c

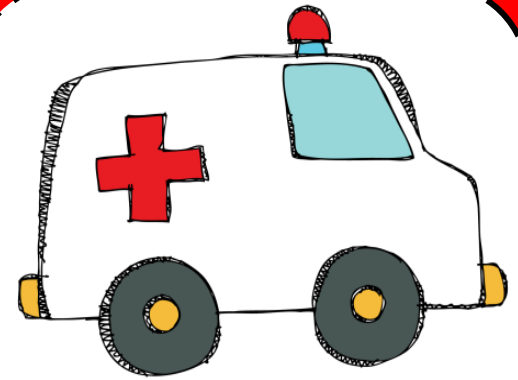
L.1.2d




the



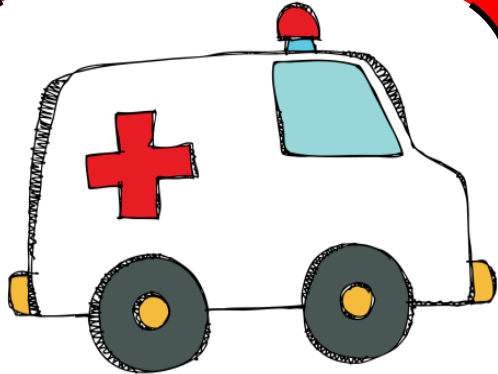
and



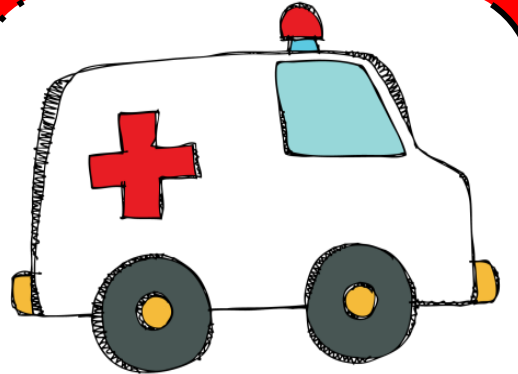
in




of




a




to




is




you




that



it



he



for



was



are



with




his




they




as




have




or




this




I




from




be




by




one




what



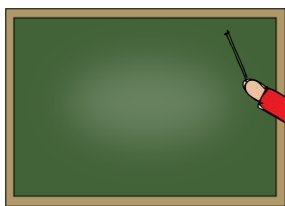
had



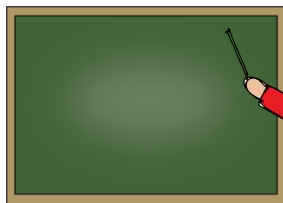
not



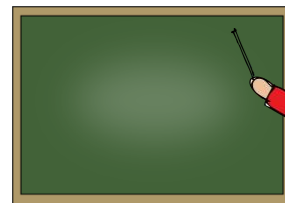
but



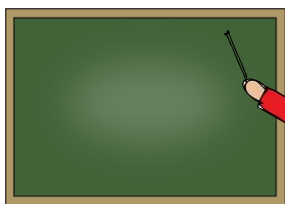
all



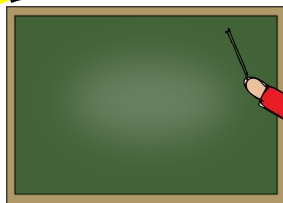
there



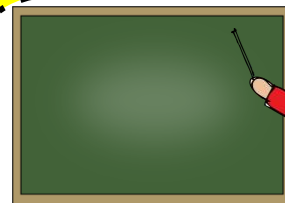
were



when



we



can





which



at



their




an




your




on




about




will




each



do



said



if



how



out



then



up



them



she



so



some



many



these



would




other



like



into



to



has



more



her



could



him



make



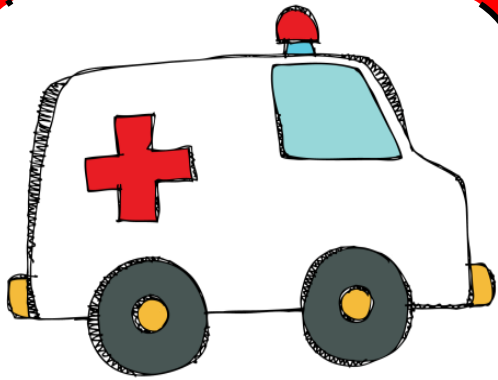
see




time



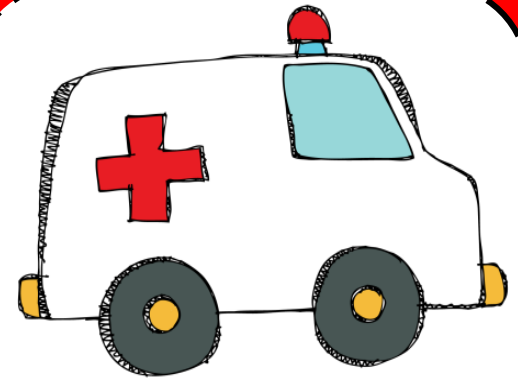
no




than



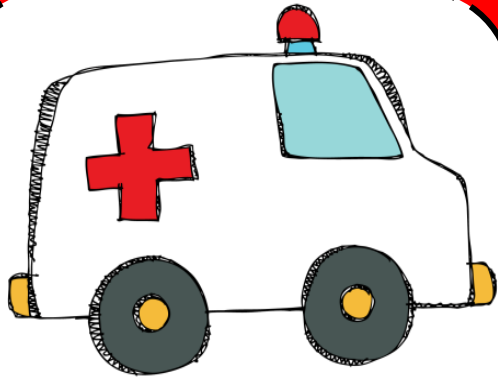
its




been




now




first




who




my




made




over



down



people



did





only



way



find




use




water




may




little




long




very




called




after




words




just



where



know



most

HELP

HELP

HELP

HELP

HELP




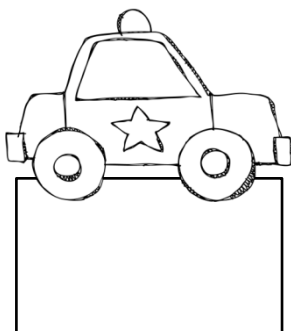







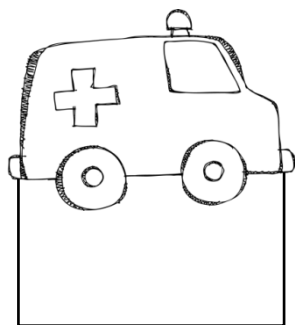





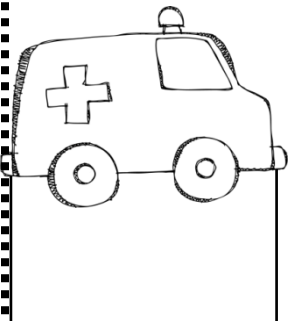
HELP

# Community Helpers

Name: \_\_\_\_\_

## Sight Words

These are the words I read today:




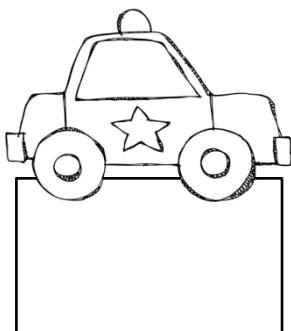






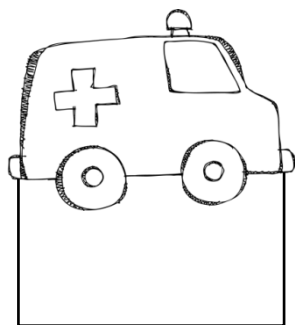





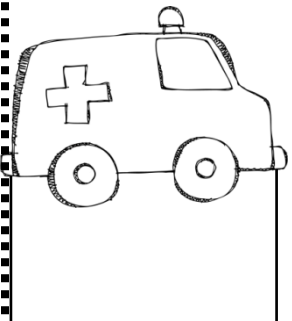


# Community Helpers

Name: \_\_\_\_\_


## Sight Words

These are the words I read today:



# Community Helpers

## Vocab & Writing



## Center



Word Tracing, Sight Word Sentence Tracing, Writing paper

Common Core Standards:

R.F.K.1c; R.F.K.3c; R.F.1.3g; L.K.2a

L.1.1a; L.1.2b; L.1.2d; L.1.2e




nurse




mail  
truck

Created by: Danielle Collins




garbage  
truck

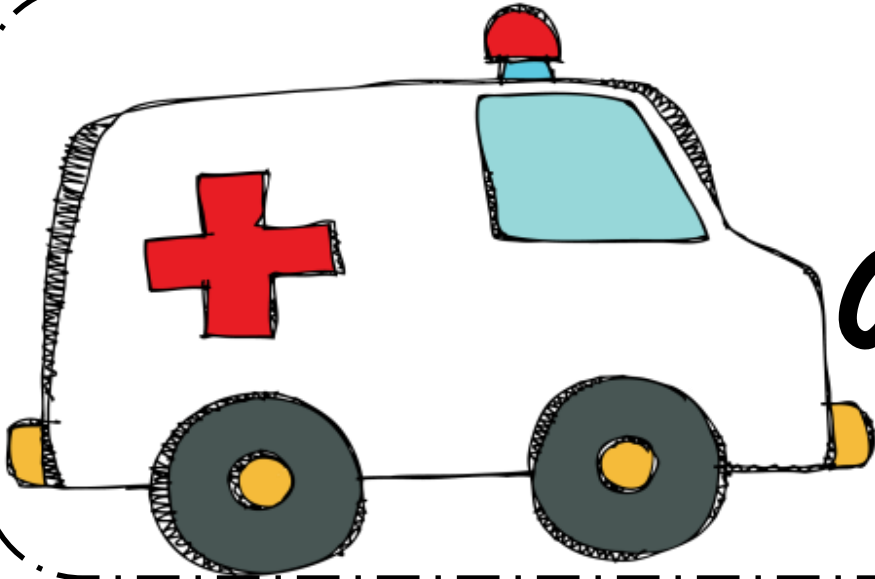


firetruck





mail  
truck



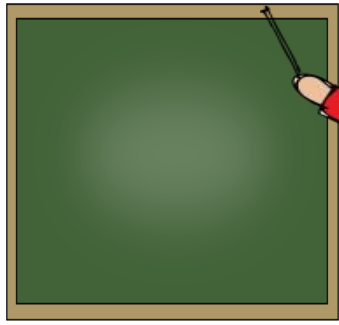
ambulance



police  
car



firefighter



teacher



mail  
carrier



doctor



nurse



garbage  
man



policeman

# Community Helpers Vocab

Find the words around the room. Trace them on the recording sheet.



garbage  
man


ambulance



firetruck



mail  
carrier



teacher




nurse

# Community Helpers Vocab


Find the words around the room. Trace them on the recording sheet.



police  
car



doctor



mail  
truck



policeman

firefighter




garbage  
truck

# Community Helpers Vocab

Find the words around the room. Find the matching sentence and trace.



I see a police car.



The mail truck has mail.



Here is a firefighter.



The ambulance is here.



She is a teacher.




I like the garbage man.



# Community Helpers Vocab


Find the words around the room. Find the matching sentence and trace.



I see a garbage truck.



The mail carrier has mail.



Here is the firetruck.




The doctor is here.



He is a policeman.



I like the nurse.



The doctor

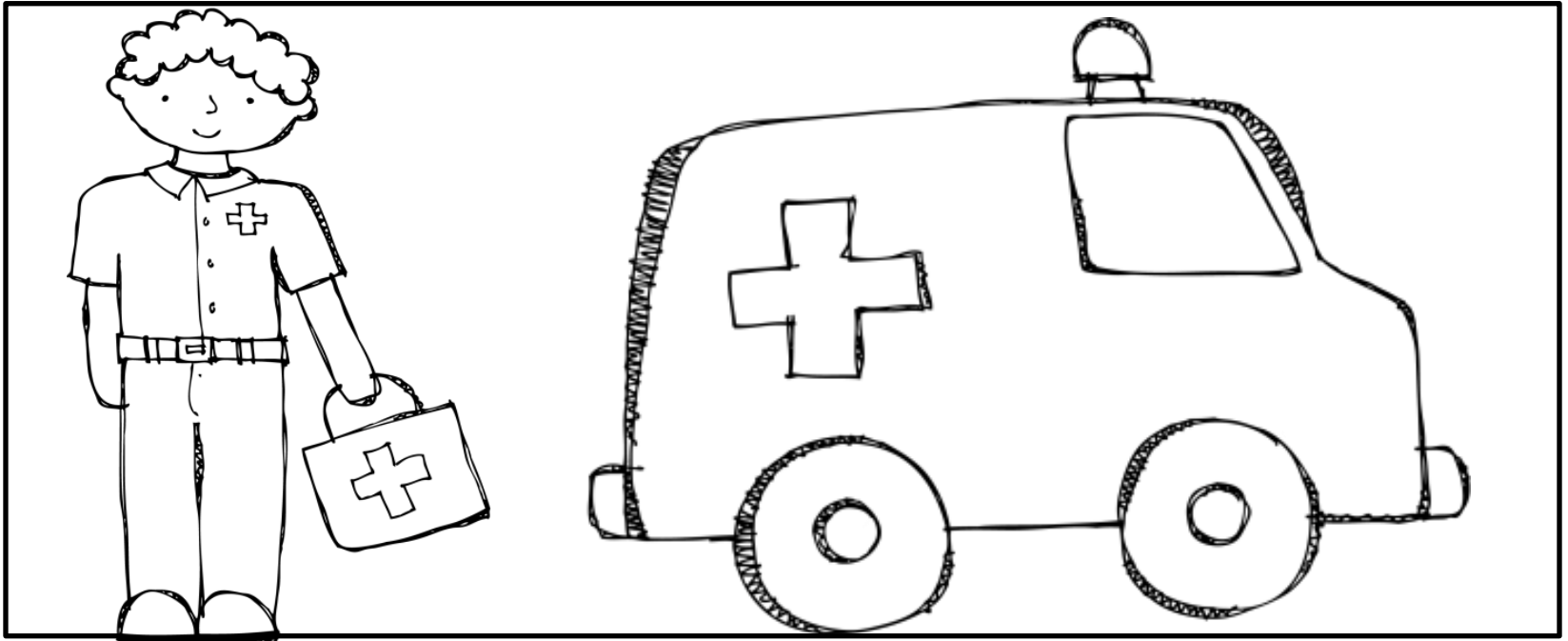
---

---

---

---

---



The doctor


---

---

---

---

---



The firefighter


---

---

---

---

---



The firefighter


---

---

---

---

---



The garbage man


---

---

---

---

---



The garbage man


---

---

---

---

---



The mail carrier

---


---

---

---

---





The mail carrier

---

---

---

---

---



The policeman


---

---

---

---

---



The policeman


---

---

---

---

---



The teacher


---

---

---

---

---



The teacher


---

---

---

---

---



The nurse


---

---

---

---

---



The nurse

---

---

---

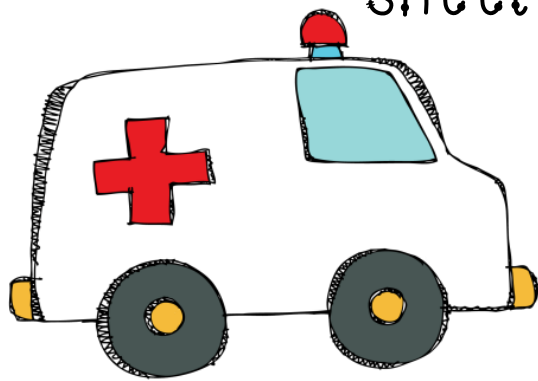
---

---



# Community Helpers Sight Word Sentences

1. Match up the picture cards.
2. Put the cards in order to make a sentence.
3. Read the sentence aloud.
4. Record the sentence onto the recording sheet or cut and paste the sentence.



Created by: Danielle Collins

Common Core Standards:

RF.K.1

RF.K.2

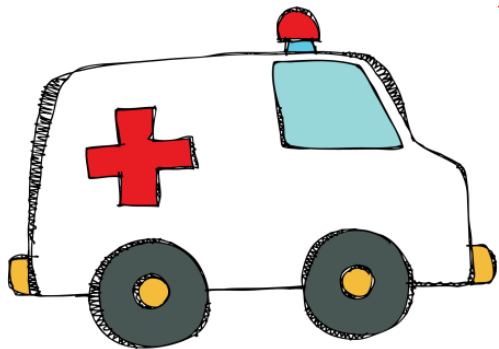
RF.K.3

L.K.2

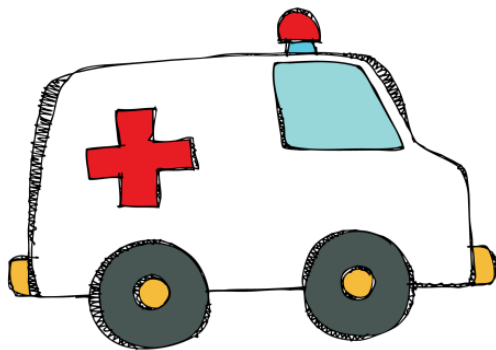
R.F.1.1a








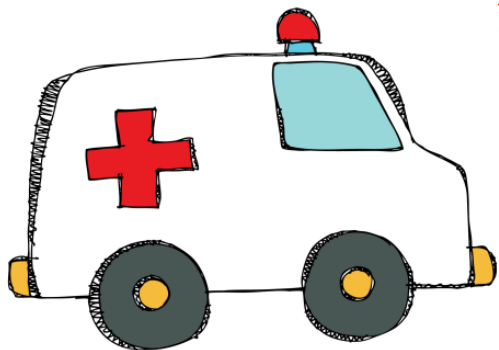
The



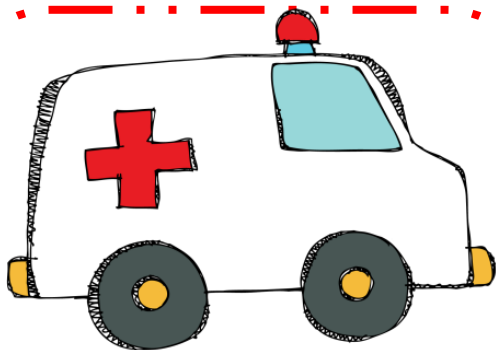
is




The




ambulance




here.




doctor.




is




Here




the



in.



is




firetruck.



Here



a




I




is




firefighter.



see




a



truck.



like



garbage



I




the



garbage



I




the



man.



like



teacher.



I



the



I



like



nurse.



see



a



car.



is



police




He




a




policeman




mail




has



The



truck



mail.





The



carrier



mail.



mail




has

These are some of the sentences I made today.



\_\_\_\_\_ .



\_\_\_\_\_ .



\_\_\_\_\_ .



\_\_\_\_\_ .



\_\_\_\_\_ .



\_\_\_\_\_ .


These are some of the sentences I made today.



\_\_\_\_\_ .



\_\_\_\_\_ .




\_\_\_\_\_ .



\_\_\_\_\_ .




\_\_\_\_\_ .




\_\_\_\_\_ .

# These are some of the sentences I made today.


Cut & Paste the words to make the sentences



Blank rectangular box for writing a sentence.



Blank rectangular box for writing a sentence.




Blank rectangular box for writing a sentence.



Blank rectangular box for writing a sentence.



Blank rectangular box for writing a sentence.



Blank rectangular box for writing a sentence.

# These are some of the sentences I made today.

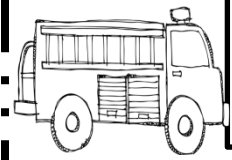
Cut & Paste the words to make the sentences



Blank rectangular box for writing a sentence related to the police officer.



Blank rectangular box for writing a sentence related to the mail carrier.



Blank rectangular box for writing a sentence related to the fire truck.



Blank rectangular box for writing a sentence related to the teacher.



Blank rectangular box for writing a sentence related to the ambulance.



Blank rectangular box for writing a sentence related to the firefighter.

These are the sentences I made today.  
Cut and paste the sentences..




in

doctor

The

is

.



garbage

I

a

truck

see

.



police

see

a

car

I

.



I

nurse

the

like

.



like

I

the

garbage

man

.



The

has


truck

mail

mail

.

These are the sentences I made today.  
Cut and paste the sentences..



Here

firetruck

The

is

.



police

He

a

is

man

.



carrier

The

mail

has

mail

.



I

teacher

the

like

.



The

here

is

ambulance

.



is

firefighter

Here

a

.

These are the sentences I made today.  
Cut and paste the sentences..




in

doctor

The

is

.



garbage

I

a

truck

see

.



police

see

a

car

I

.



I

nurse

the

like

.



like

I

the

garbage

man

.



The

has

truck


mail

mail

.



These are the sentences I made today.  
Cut and paste the sentences..



Here

firetruck

The

is

.



police

He

a

is

man

.



carrier

The

mail

has

mail

.



I

teacher

the

like

.



The

here

is

ambulance

.




is

firefighter

Here

a

.



### TERMS OF USE:

All rights reserved. Purchase of this lesson unit entitles the purchaser the right to reproduce the pages in limited quantities for ONE classroom use only. Duplication for more than one classroom such as another teacher, a grade level, school, an entire school system or commercial purposes is strictly forbidden without written permission from Danielle Collins. You may contact me at:





[Matt\\_danielle1428@yahoo.com](mailto:Matt_danielle1428@yahoo.com)

Clipart, Graphics and Font Provided by:

[www.mycutegraphics.com](http://www.mycutegraphics.com)

<http://www.kellyskindergarten.com/picturecards/picturecards.htm.com>

<http://goqr.me/>



Please check out my blog at:

[campwewannalearnalot.blogspot.com](http://campwewannalearnalot.blogspot.com)

For more resources & freebies