


Little Owl  
Academy



# Insects and Bugs

Early Learning and Preschool Packet

Includes:  
Letter Writing  
Number Practice  
Cut/Glue  
Colors  
Shapes  
Matching  
Tracing  
And More!



Draw the correct number of bugs in each jar.

6	12	1
9	15	11

Cut out the pictures and glue them in order from biggest to smallest.

1	2	3	4

Aa Bb Cc Dd Ee Ff  
Gg Hh Ii Jj Kk Ll  
Mm Nn Oo Pp Qq  
Rr Ss Tt Uu Vv Ww  
Xx Yy Zz



# Insects and Bugs Song

To the tune of: She'll Be Comin' Round the Mountain



There are insects and bugs all around.  
There are insects and bugs all around.  
You may see bees and beetles,  
Or caterpillars and snails,  
Oh there are insects and bugs all around.

They live and work outside, yes they do.  
The live and work outside, yes they do.  
Whether ladybugs, or grasshoppers,  
Or butterflies and slugs.  
They live and work outside, yes they do.






# Insects and Bugs

Color the ladybug. Draw a picture of the flower she lives on in the blank space.






# Name Writing

Write your name next to each picture. Color the pictures.



# Name Writing


Write your name in the box next to each insect picture. Color the pictures.




# Coloring

Color each picture the correct color.


Purple



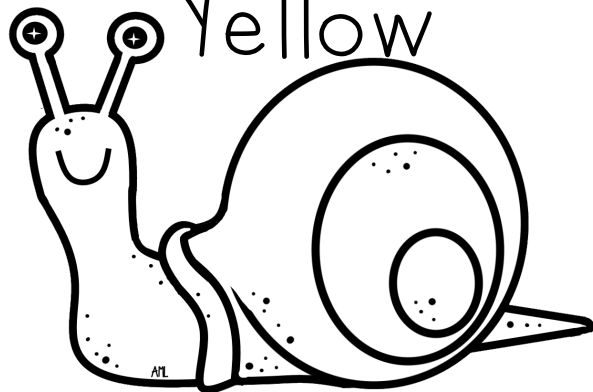
Black




Blue



Yellow



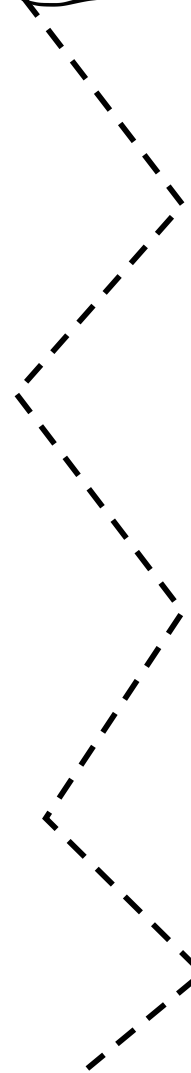


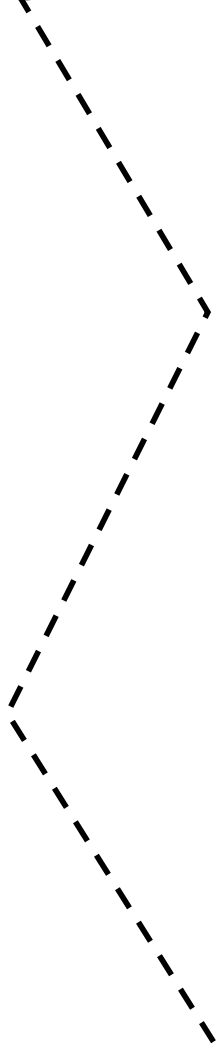




Brown





# Tracing

Trace the lines to the insects and bugs.








# Tracing

Trace the line from the ladybug to land on the flower.





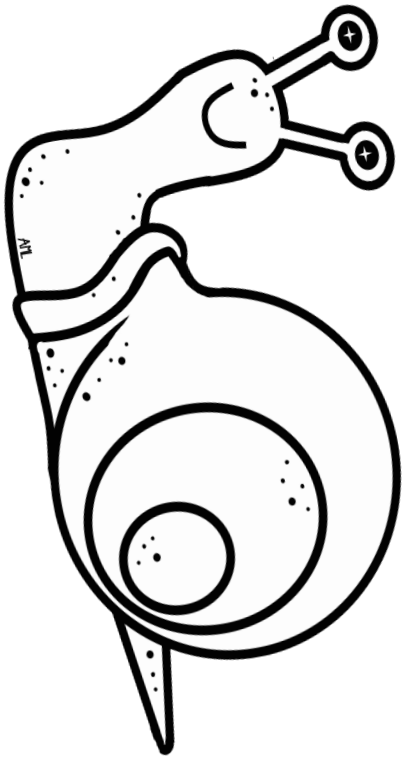
# Tracing

Trace the lines around the pictures.



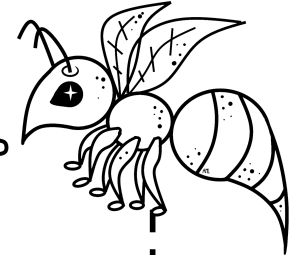





# Cutting

Cut out the pictures. Color the pictures. Use the pictures to tell a story.








# Cutting






Cut the lines to the pictures. Color the pictures.



# Cutting

Cut the lines to the pictures.





Insects and Bugs

# Letter Writing


Trace the letters and write your own next to it on the line. Color the picture.

Aa Aa

Bb Bb

Cc Cc

Dd Dd



# Letter Writing


Trace the letters and write your own next to it on the line. Color the picture.

e e

f f

o o

n n



# Letter Writing


Trace the letters and write your own next to it on the line. Color the picture.

hi hi

ju ju

di di

hi hi



# Letter Writing


Trace the letters and write your own next to it on the line. Color the picture.

N n N n

N n N n


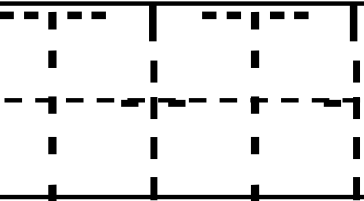
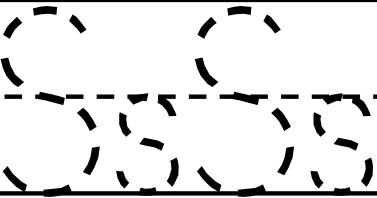
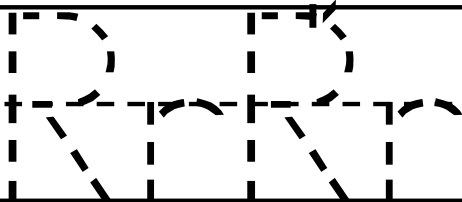
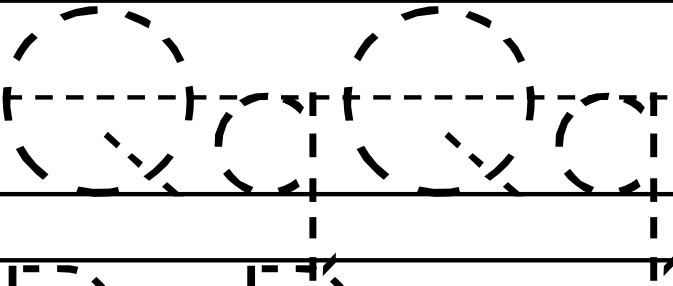
O o O o

P p P p



# Letter Writing

Trace the letters and write your own next to it on the line. Color the picture.



# Letter Writing


Trace the letters and write your own next to it on the line. Color the picture.

u u u u u

v v v v


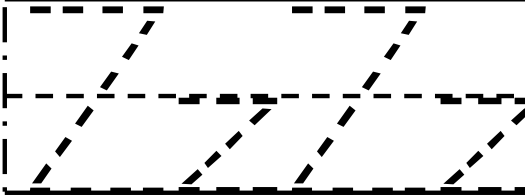
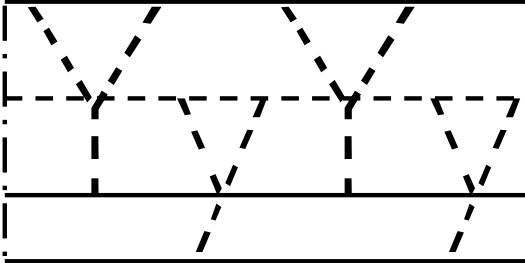
w w w w

x x x x



# Letter Writing

Trace the letters and write your own next to it on the line. Color the pictures.





Aa Bb Cc Dd Ee Ff

Gg Hh Ii Jj Kk Ll

Mm Nn Oo Pp Qq

Rr Ss Tt Uu Vv Ww

Xx Yy Zz





1 2 3 4 5 6 7 8

9 10 11 12 13 14

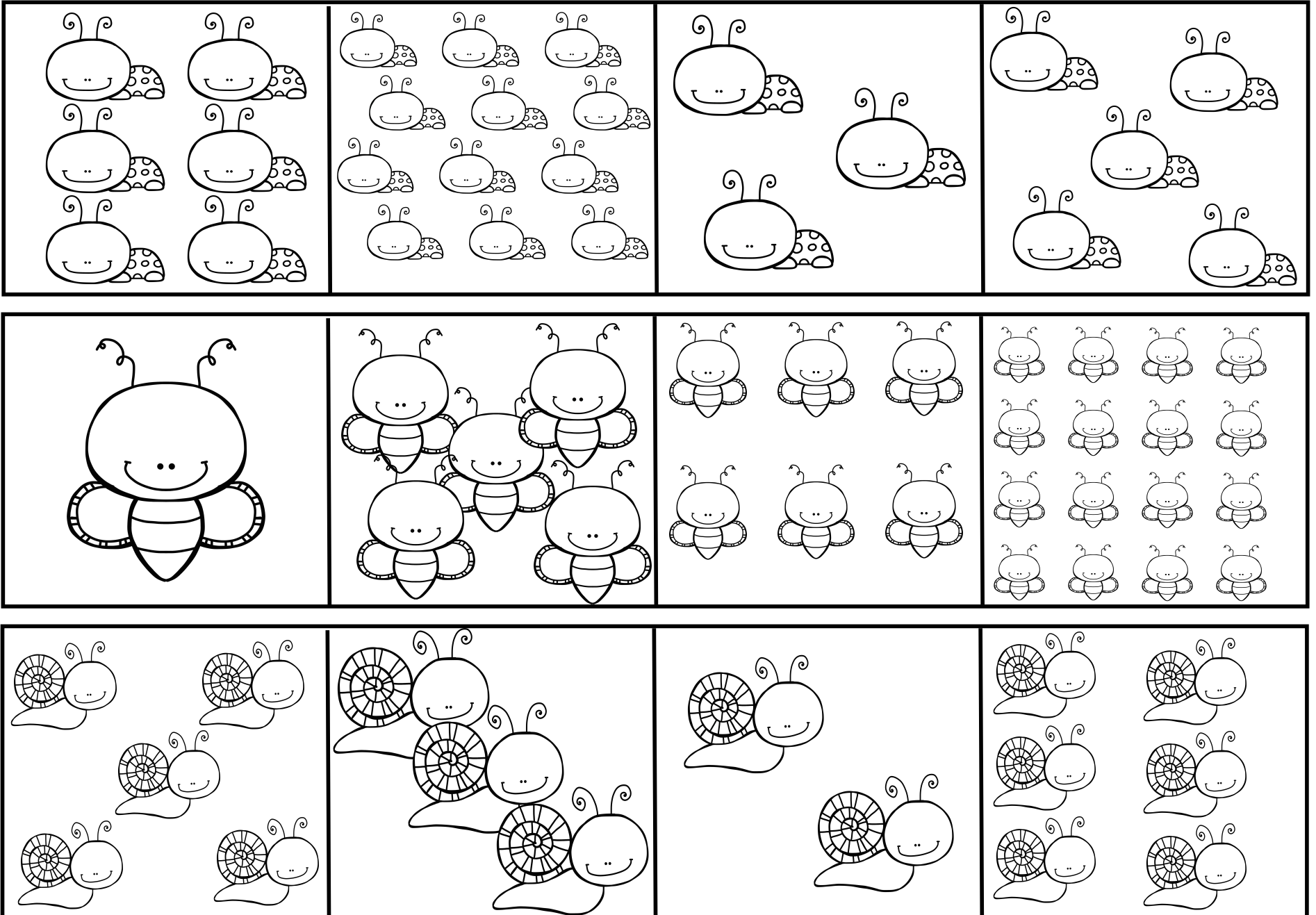
15 16 17 18 19

20













# More/Less

Color in the picture in each row that has the most items.





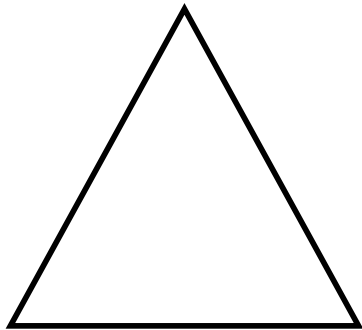




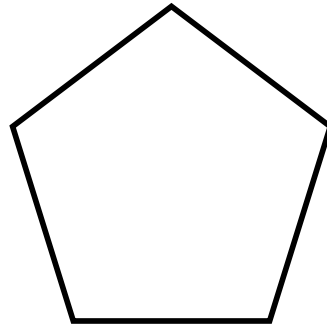


# Matching

Draw a line between the matching pictures.







# Shapes





Cut out the shapes. Glue the shape onto the picture it matches.



Circle the correct number of pictures in each box.

	2		15
	6		4
	8		10
	18		3
	20		15
	4		1

Cut out the pictures and glue them in order from biggest to smallest.









1

2

3

4

Draw the correct number of bugs in each jar.



# Book Ideas for Weekly Theme: Insects and Bugs

Below are a list of just some of my favorite  
Insect and Bug books to read to my little ones.

- "The Very Hungry Caterpillar" Eric Carle
- "Bugs Galore" Peter Stein and Bob Staake
- "Ten Little Ladybugs" -Melanie Gerth
- "Bugs A to Z" -Carlone Lawton
- "Are you a Ladybug?" -Judy Allen

# Art/Classroom Project Ideas for Weekly Theme: Insects and Bugs

Below are a list of some of the fun art projects  
you could do around the theme Insects and Bugs.

<https://www.pinterest.com/pin/192317846562993913/>

<https://www.pinterest.com/pin/34128909653272699/>

<https://www.pinterest.com/pin/AbRZh5kBYu7WkRN6DdQYgE5qIpJo3FJ9l4PuRiuVVEIRj0qHMxbr9uo/>

<https://www.pinterest.com/pin/454582774701210881/>

# Thank You's and Terms of Use

Thank you for purchasing my Insects and Bugs packet. You may use the pages in this packet for school, home, or personal use. But, you may not share it with others without purchasing multiple licenses. Check out my store at <https://www.teacherspayteachers.com/Store/Little-Owl-Academy> for more resources! Thank you to the stores and people below for the use of their clipart, fonts, and ideas.

