


Insects & BUGS


Reading & Writing Activities

By: Kooky Kindergarten

















Name: _____

| Word Bank | |
|---------------|---|
| bee |  |
| butterfly |  |
| caterpillar |  |
| dragonfly |  |
| fly |  |
| grasshopper |  |
| ladybug |  |
| lightning bug |  |
| mosquito |  |
| roach |  |
| snail |  |
| spider |  |

Handwriting practice lines consisting of four sets of horizontal lines. Each set includes a solid top line, a dashed middle line, and a solid bottom line.



Name: _____

| Word Bank | |
|---------------|---|
| bee |  |
| butterfly |  |
| caterpillar |  |
| dragonfly |  |
| fly |  |
| grasshopper |  |
| ladybug |  |
| lightning bug |  |
| mosquito |  |
| roach |  |
| snail |  |
| spider |  |

I see

_____.

I like

_____.

Word Bank


bee



butterfly



caterpillar



dragonfly



fly



grasshopper



ladybug



lightning bug



mosquito



roach



snail



spider



Word Bank


bee



butterfly



caterpillar



dragonfly



fly



grasshopper



ladybug



lightning bug



mosquito



roach



snail









spider



ABC Order

Name: _____

Circle the first letter in each word. Use the alphabet chart to put the words in alphabetical order.

| Word Bank | |
|-------------|--|
| spider |  |
| bee |  |
| ladybug |  |
| dragonfly |  |
| fly |  |
| grasshopper |  |




| | | | | | | | | | | | | | | | | | | | | | | | | | |
|---|---|---|---|---|---|---|---|---|---|---|---|---|---|---|---|---|---|---|---|---|---|---|---|---|---|
| a | b | c | d | e | f | g | h | i | j | k | l | m | n | o | p | q | r | s | t | u | v | w | x | y | z |
|---|---|---|---|---|---|---|---|---|---|---|---|---|---|---|---|---|---|---|---|---|---|---|---|---|---|

| | |
|---|--|
| 1 | |
| 2 | |
| 3 | |
| 4 | |
| 5 | |
| 6 | |

ABC Order

Name: _____


Circle the first letter in each word. Use the alphabet chart to put the words in alphabetical order.

| Word Bank | |
|-----------|--|
| bee |  |
| ladybug |  |
| dragonfly |  |
| fly |  |

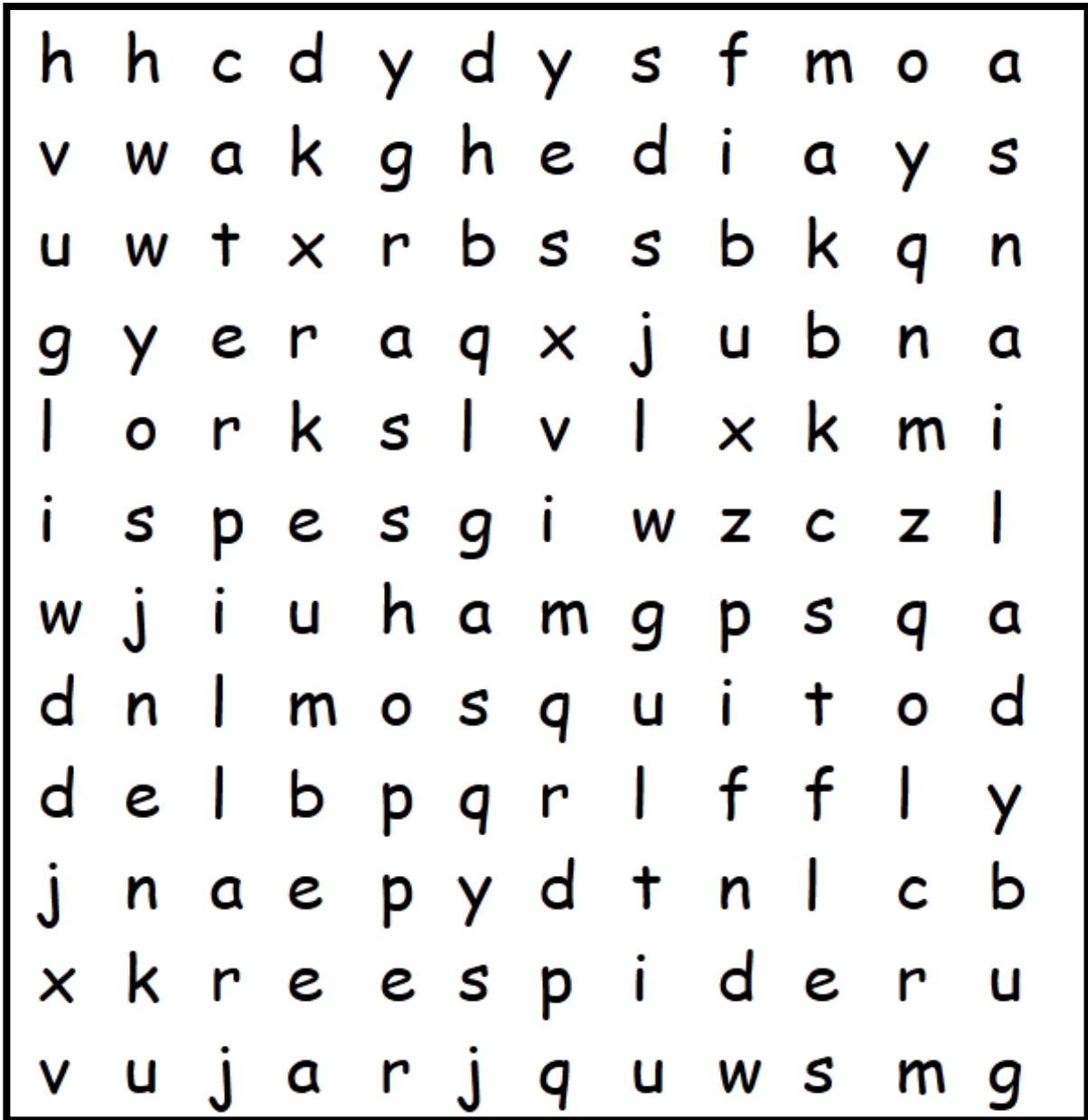
| | | | | | | | | | | | | | | | | | | | | | | | | | |
|---|---|---|---|---|---|---|---|---|---|---|---|---|---|---|---|---|---|---|---|---|---|---|---|---|---|
| a | b | c | d | e | f | g | h | i | j | k | l | m | n | o | p | q | r | s | t | u | v | w | x | y | z |
|---|---|---|---|---|---|---|---|---|---|---|---|---|---|---|---|---|---|---|---|---|---|---|---|---|---|

| | |
|---|--|
| 1 | |
| 2 | |
| 3 | |
| 4 | |

Word Search



Name: _____



Word Bank

grasshopper



fly




spider



bee



snail




mosquito



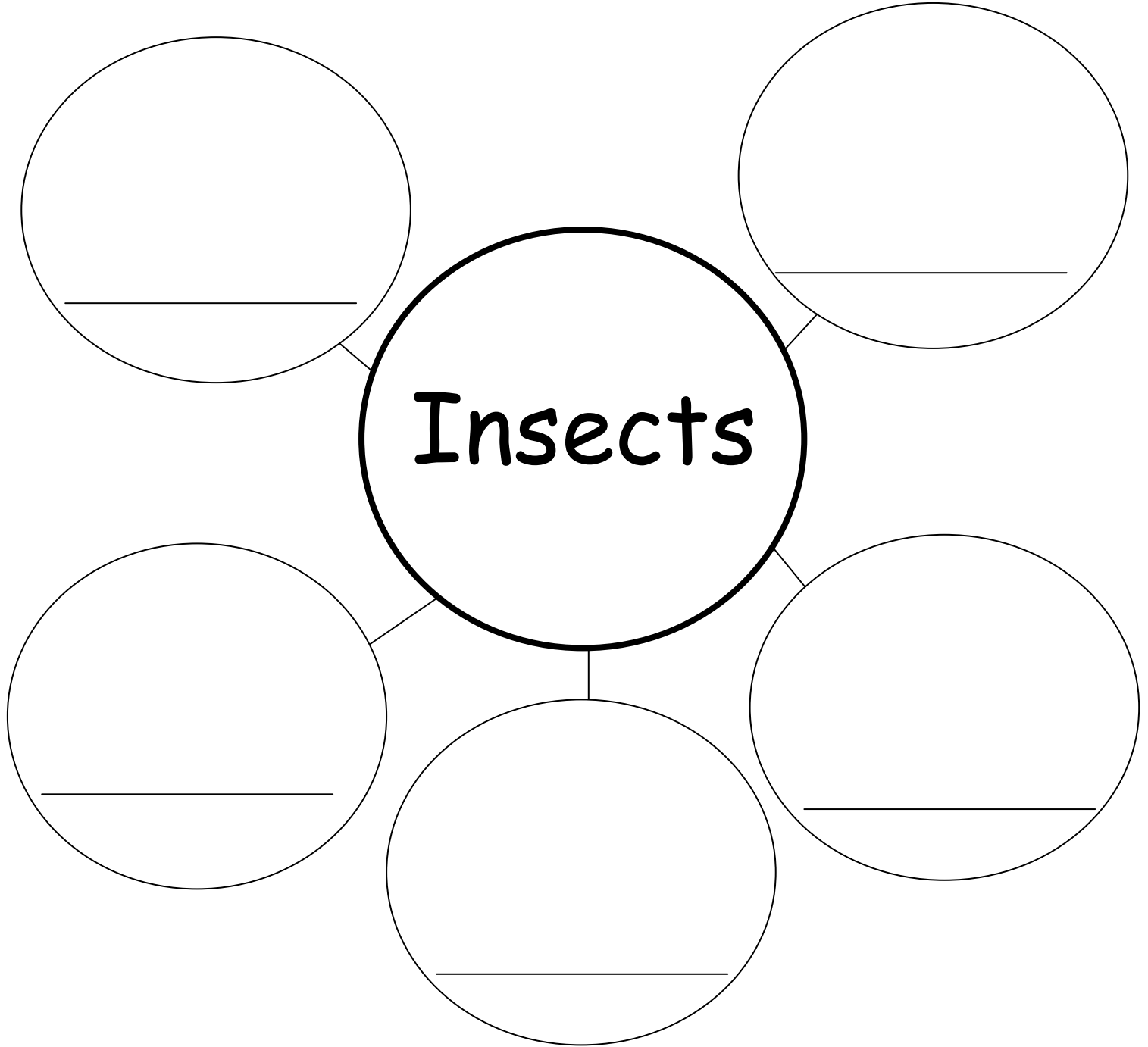
ladybug









caterpillar









Name: _____



| Writing Rubric | | |
|----------------|---|--------------------------------------|
| 😊 😐 😞 |  | Begin on the left |
| 😊 😐 😞 | The ...  | Begin with a CAPITAL letter |
| 😊 😐 😞 | I see you.  | Use a finger space between each word |
| 😊 😐 😞 | . ? ! | Use correct punctuation |

| Writing Rubric | | |
|----------------|---|--------------------------------------|
| 😊 😐 😞 |  | Begin on the left |
| 😊 😐 😞 | The ...  | Begin with a CAPITAL letter |
| 😊 😐 😞 | I see you.  | Use a finger space between each word |
| 😊 😐 😞 | . ? ! | Use correct punctuation |


| Writing Rubric | | |
|----------------|---|--------------------------------------|
| 😊 😐 😞 |  | Begin on the left |
| 😊 😐 😞 | The ...  | Begin with a CAPITAL letter |
| 😊 😐 😞 | I see you.  | Use a finger space between each word |
| 😊 😐 😞 | . ? ! | Use correct punctuation |

| Writing Rubric | | |
|----------------|---|--------------------------------------|
| 😊 😐 😞 |  | Begin on the left |
| 😊 😐 😞 | The ...  | Begin with a CAPITAL letter |
| 😊 😐 😞 | I see you.  | Use a finger space between each word |
| 😊 😐 😞 | . ? ! | Use correct punctuation |


Insects & Bugs Syllable Sort

Name: _____

| 1 | 2 | 3 or more |
|---|---|-----------|
| | | |



fly



caterpillar



snail



mosquito



spider



ladybug



roach






































grasshopper


Secret Codes




























Name: _____

Crack the code and match the picture to the word.


























| | |
|---|--|
| <p>1. _____</p> <p>          </p> | |
| <p>2. _____</p> <p>        </p> | |
| <p>3. _____</p> <p>      </p> | |
| <p>4. _____</p> <p>    </p> | |
| <p>5. _____</p> <p>            </p> | |



🔍 Secret codes Key 🧑






| | | | | | | | |
|---|---|---|---|---|---|---|---|
| a | b | c | d | e | f | g | h |
| ✓ |  |  |  |  |  |  |  |
| i | j | k | l | m | n | o | p |
|  |  |  |  |  |  |  |  |
| q | r | s | t | u | v | w | x |
|  |  |  |  |  |  |  |  |
| y | z | | | | | | |
|  |  | | | | | | |

🔍 Secret codes Key 🧑


| | | | | | | | |
|---|---|---|---|---|---|---|---|
| a | b | c | d | e | f | g | h |
| ✓ |  |  |  |  |  |  |  |
| i | j | k | l | m | n | o | p |
|  |  |  |  |  |  |  |  |
| q | r | s | t | u | v | w | x |
|  |  |  |  |  |  |  |  |
| y | z | | | | | | |
|  |  | | | | | | |

Rhyming Review

Name: _____


| | | |
|----|--|--|
| 1. |  bee | |
| 2. |  roach | |
| 3. |  snail | |
| 4. |  fly | |
| 5. |  bug | |

*Bonus: On the back of this paper, write 2 more words that rhyme with **bug**.



Beginning Sounds Stamp


Name: _____




___ nail




___ ladybug



___ fly







___ mosquito




___ roach

Beginning Blends Stamp

Name: _____

| | |
|---|----------------|
|  | ___ __ ail |
|  | ___ __ ider |
|  | ___ __ y |
|  | ___ __ agonfly |

Read, Correct, Draw




Name: _____

Read the sentence. Rewrite the sentence correctly. Draw a picture to show what the sentence is about.

the buG is in ThE Mug

iS tHe bee oN me

Stretching Sentences



Name: _____

Stretch this sentence:

The bug is fast.

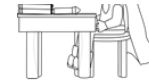
5 words

6 or more words

Directions for Stretching Sentences

- Have the student add one word to the provided sentence and write it on the middle line. Next, have the student add one or more words to the sentence and write it on the third line (An example is included).
- As a follow up, have the student to write his/her final sentence and illustrate it on a separate sheet of paper.


Name: _____



Example:

| | |
|-----------------|--|
| 4 words | I like to play. |
| 5 words | I like to play outside. |
| 6 or more words | I like to play outside with my best friend. |

Sequencing

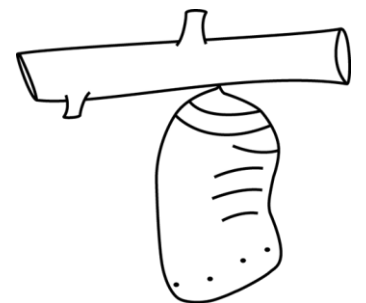
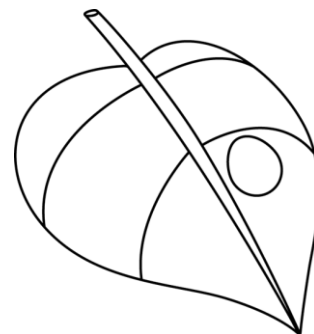

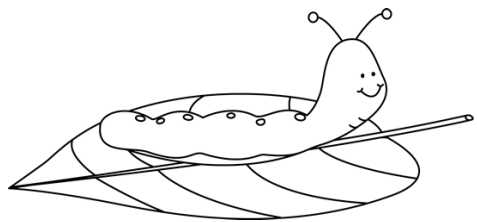
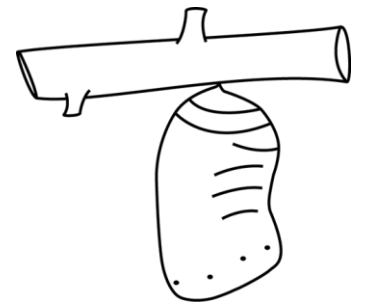
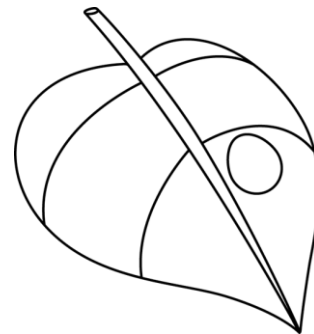

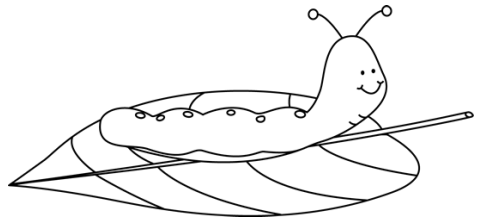
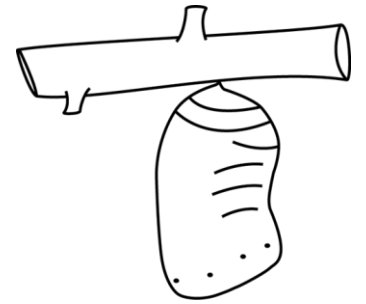


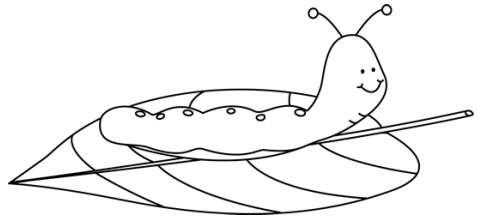


Name: _____


| First | Next | Then | Last |
|-------|------|------|------|
| | | | |

Four sets of handwriting practice lines. Each set consists of a solid top line, a dashed middle line, and a solid bottom line.

Use with sequencing page



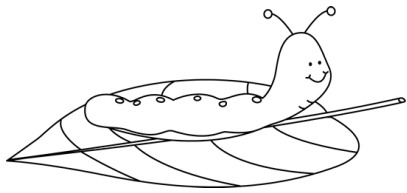
Sequencing




**

Name: _____

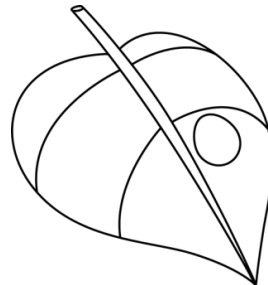
| First | Next | Then | Last |
|-------|------|------|------|
| | | | |



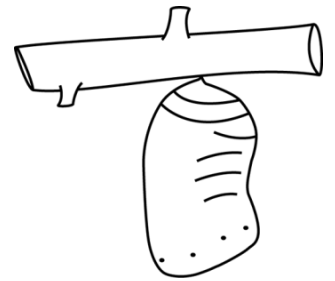
caterpillar



butterfly



egg



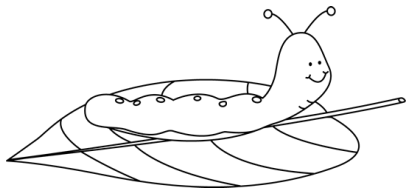
chrysalis

Sequencing




Name: _____

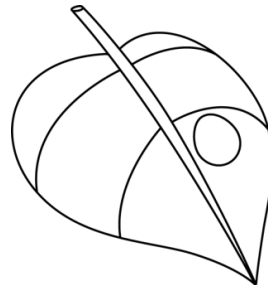
| First | Next | Then | Last |
|-------|------|------|------|
| | | | |



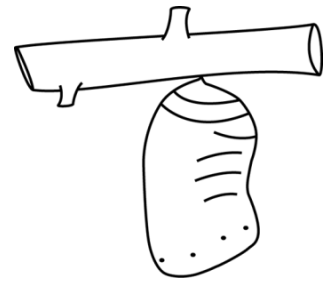
caterpillar



butterfly



egg



chrysalis

Thank you for your purchase.

Please email me if you have any questions, comments, or if corrections need to be made.

I truly appreciate your business.

May God bless you!

Credits:

