


Insects & Bugs Literacy Pack



Letters, Beginning Sound,
Writing, and More!

Instructions

In this pack, you will find literacy activities for preschool, Pre-K, and Kindergarten classrooms. This pack includes a variety of writing, beginning sound, and alphabet activities that would be perfect in your literacy and writing centers. I recommend printing the activities on cardstock and laminating them for increased durability.

Included in this pack:

- Posters (10) – Use these posters for display, story retelling, or in the student writing center.
- Word Wall Cards (10) – Use these on the class word wall or in the student writing center.
- Tracing Cards (10) – Laminate, cut apart, and have students trace the words a dry erase marker.
- Beginning Sound Puzzles (6) – Laminate, cut apart, and have students put the puzzles together by matching the letters to the correct pictures.
- Uppercase Beginning Sound Clip Cards (8) – Laminate, cut apart, and have students identify the beginning sound by placing a clothes pin on the correct letter.
- Lowercase Beginning Sound Clip Cards (8) – Laminate, cut apart, and have students identify the beginning sound by placing a clothes pin on the correct letter.
- Beginning Sound Picture Strips (8) – Laminate, cut apart, and have students place a clothes pin on the picture that begins with the given letter.
- Beginning Sound Uppercase Letter Strips (8) – Laminate, cut apart, and have students place a clothes pin on the correct uppercase letter.
- Beginning Sound Lowercase Letter Strips (8) – Laminate, cut apart, and have students place a clothes pin on the correct lowercase letter.
- Letter Matching Cards (26) – Laminate, cut apart, and have students match uppercase and lowercase letters to make ornaments.
- Word Puzzles (5) – Laminate, cut apart, and have students put pieces in order to spell the words.
- Letter Tile Word Mats (2 sets of 5) – Laminate and have students use plastic letter tiles to create the words. Includes a lowercase set and an uppercase set.
- Writing Prompts and Pages (6) – Five writing pages and prompts that are appropriate for PreK and Kinder students.
- Playdough Mats (6) – Laminate and have students create the beginning sound letters using playdough.

Terms of Use

Thanks for your download! I appreciate your support!
Here are the Terms of Use for this item:

- This product is for personal classroom use only. You may not create anything to sell or share based on this item.
- This product is for a single teacher's use. You may not copy this item for use by others.
- You are permitted to share images of this packet on your blog/social media account, as long as you include a link for it to be purchased directly from my TpT account.

Credits


Clipart by Teaching in the Tongass

<https://www.teacherspayteachers.com/Store/Teaching-In-The-Tongass>


Font by:

<https://www.teacherspayteachers.com/Store/Creative-Lesson-Cafe>


ant




bee




worm




butterfly




caterpillar




dragonfly



fly



grasshopper




ladybug




snail






ant



bee




worm




butterfly




caterpillar




dragonfly




fly



grasshopper




ladybug




snail

Tracing Cards




ant



bee




worm




butterfly




caterpillar



dragonfly




fly




grasshopper

Tracing Cards




ladybug




snail

Beginning Sound Puzzles

Gg



LI




Ww




Beginning Sound Puzzles

Dd




Bb




Cc



Beginning Sound Clip Cards (Uppercase)




B A F



S W B




W L F



B G C


Beginning Sound Clip Cards (Uppercase)



B

D


F



S

L


F



L

C

F




A

G

S


Beginning Sound Clip Cards (Lowercase)



w

c

a



f

b

g



l

s

w




g

f

c


Beginning Sound Clip Cards (Lowercase)



d

b


f



w

c


s



f

l

w





g

b


c

Beginning Sound Picture Strips



Aa




Cc



Ww




Bb




Beginning Sound Picture Strips



Ss





Dd




Ff



Gg



Beginning Sound Letter Strips (Uppercase)



C

D

A



A

B

T



G

C

F




C

F

W

Beginning Sound Letter Strips (Uppercase)



B

D


S



S

G


T



T

W

G




L

F

R


Beginning Sound Letter Strips (Lowercase)



a

d

s



a

b

t



t

g

c




w

f

g

Beginning Sound Letter Strips (Lowercase)



b

d


m



s

g


t



t

s

g




w

l

c


Letter Matching Cards

A




a

B



b


C



c


Letter Matching Cards

D




d

E



e


F



f


Letter Matching Cards

G




g

H



h


I



i


Letter Matching Cards

J




j

K



k


L



l


Letter Matching Cards

M




m

N



n


O



o


Letter Matching Cards

P




p

Q



q


R



r


Letter Matching Cards

S




s

T



t


U



u


Letter Matching Cards

V




V

W



W


X



X


Letter Matching Cards

Y

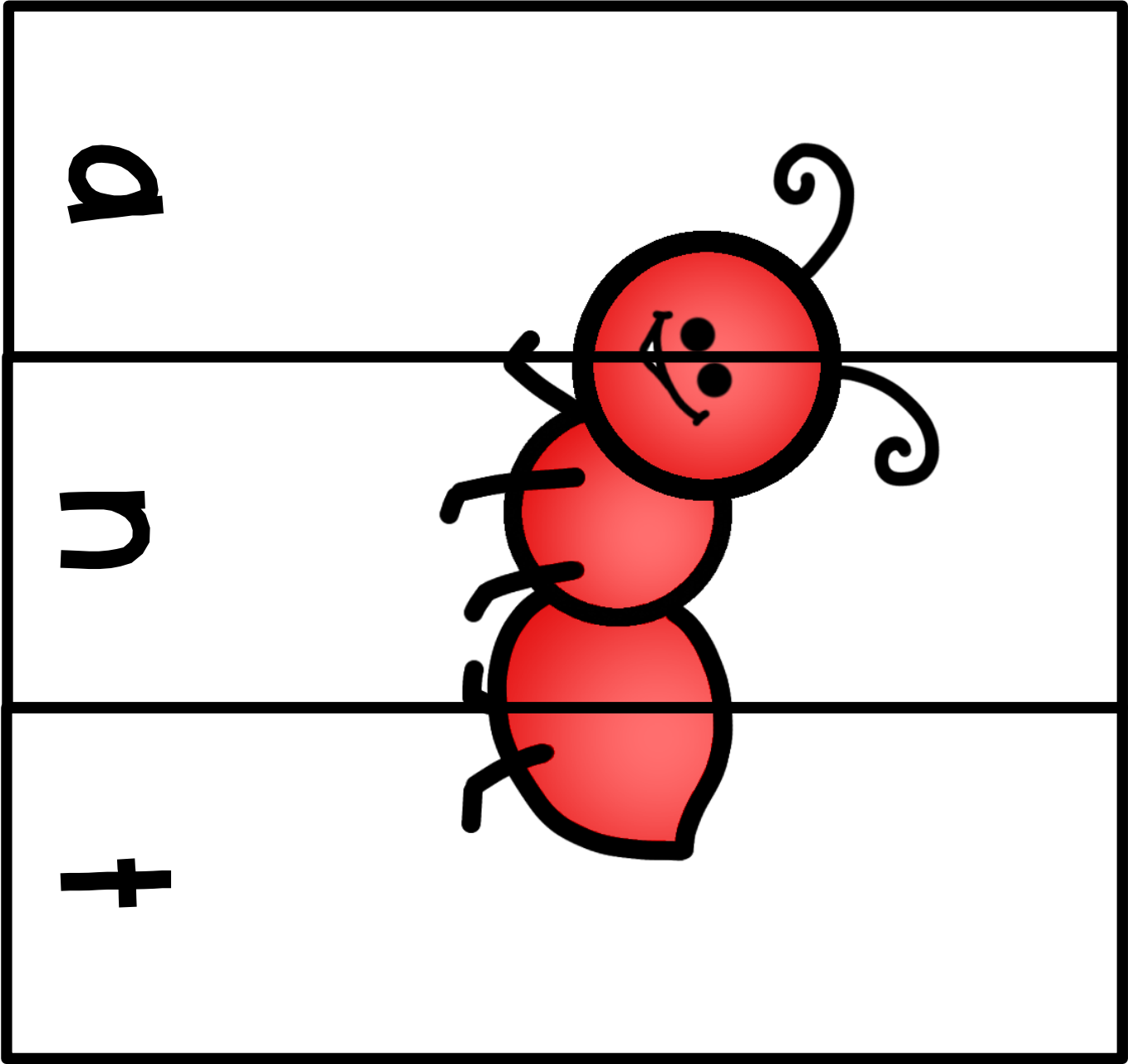


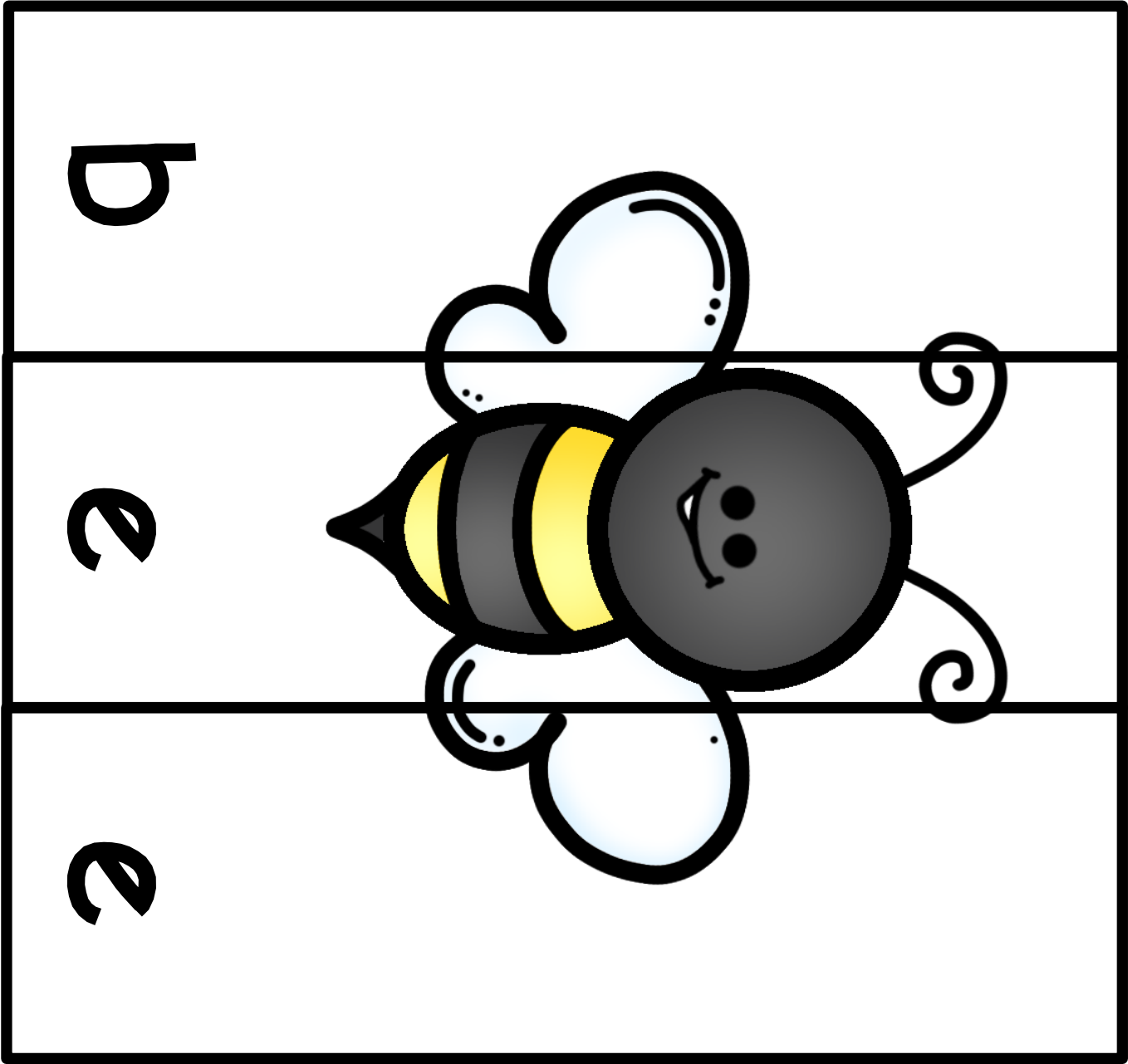
y

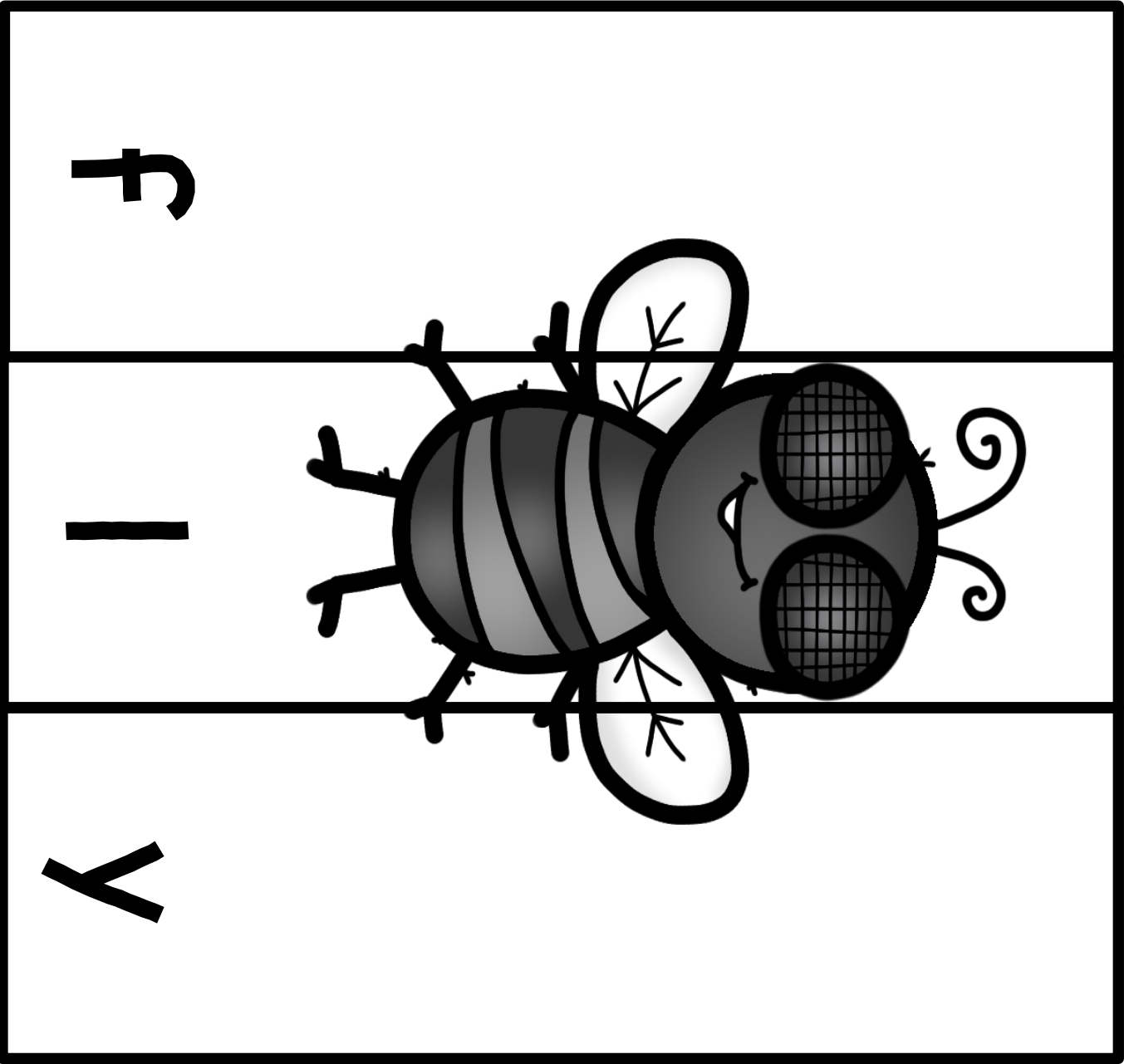
Z

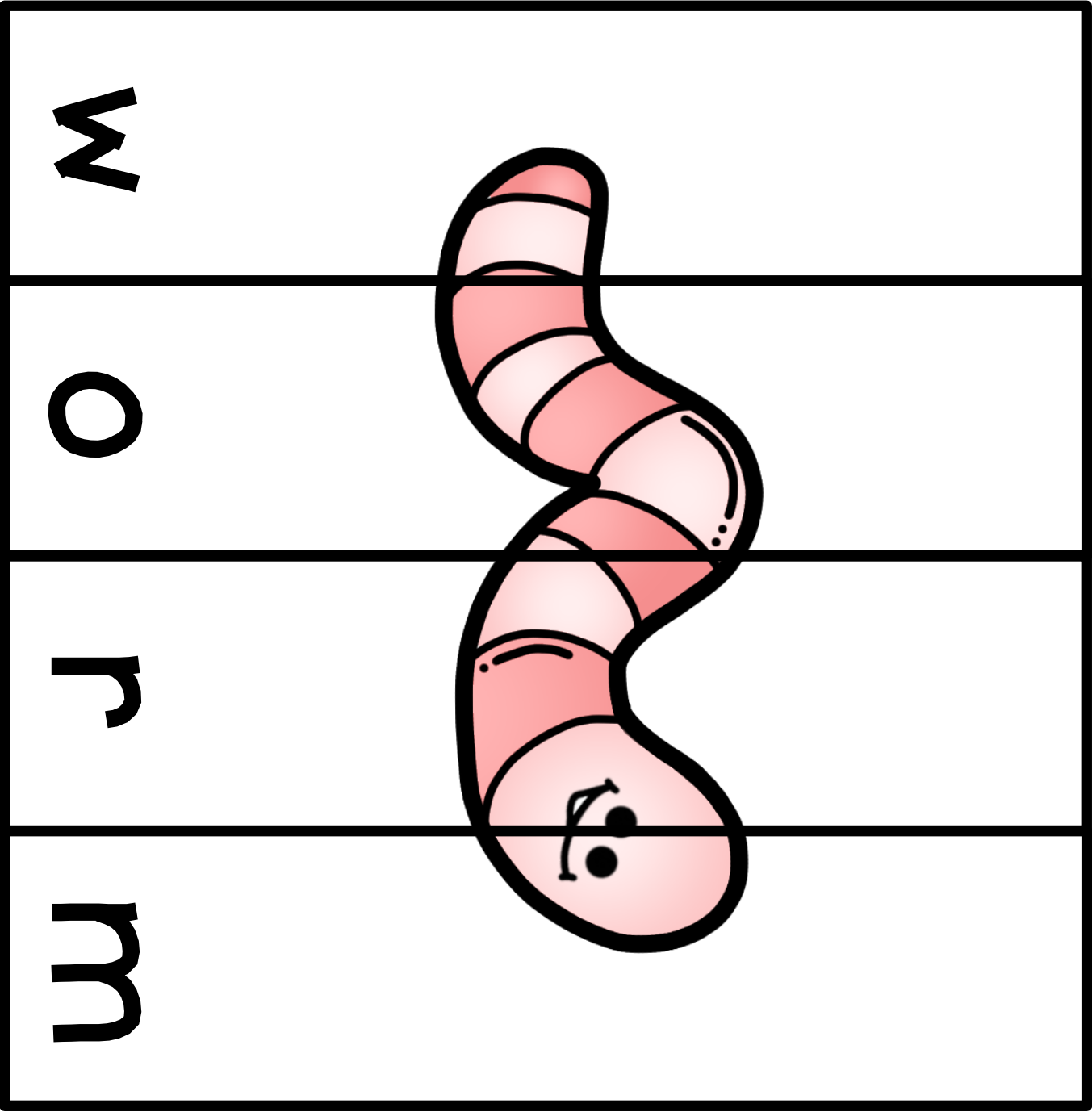


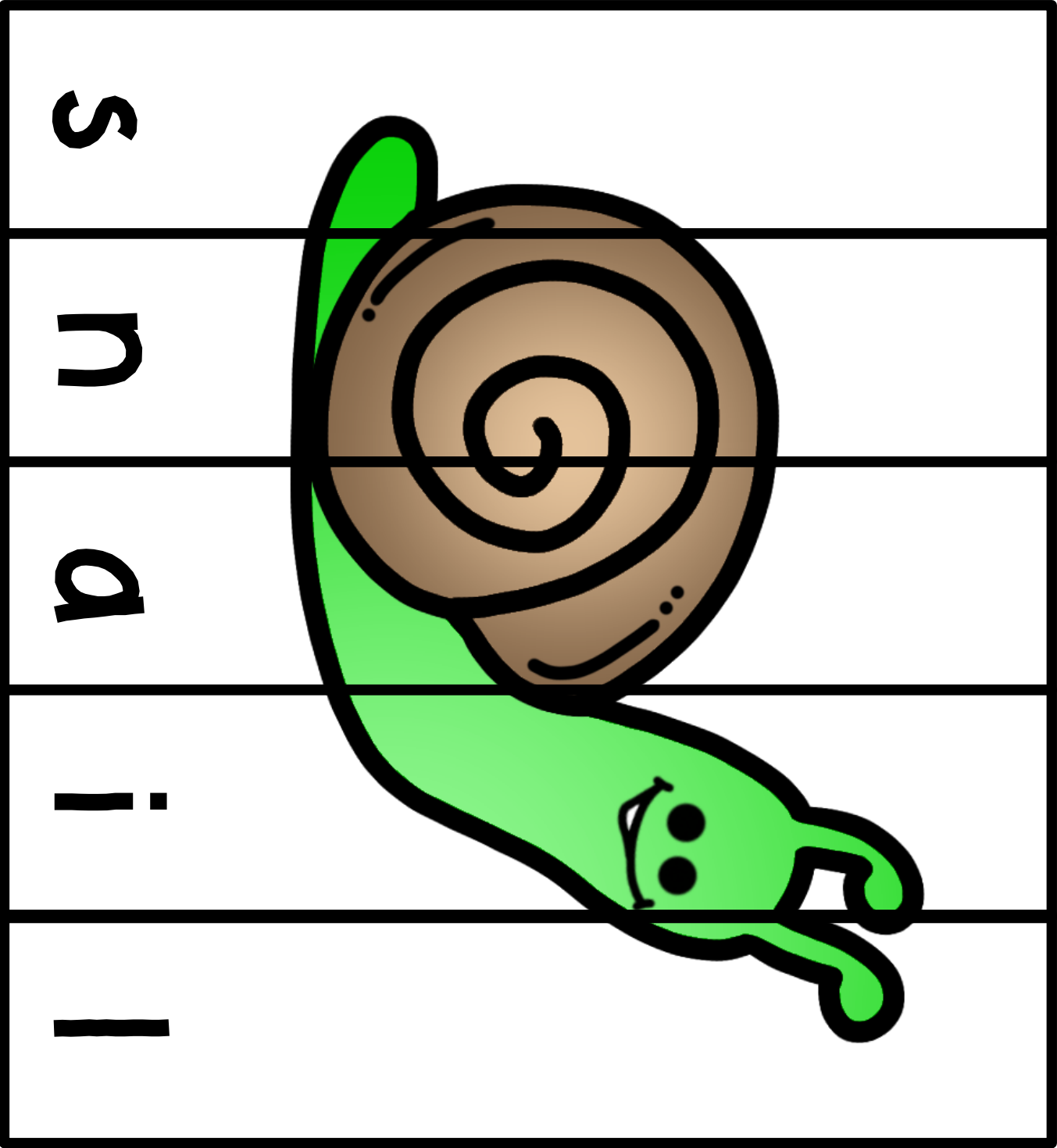
z













d

n

t





b

e


e

w

o

r


m



f

l

Y





s

n

d


i

l

A

N


T




B

E

E




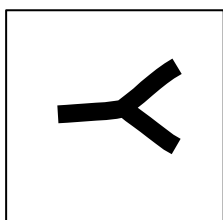

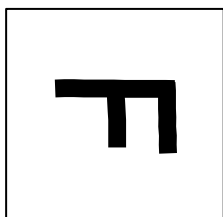


W

O

R

M





S


N

A


I

L


Name: _____



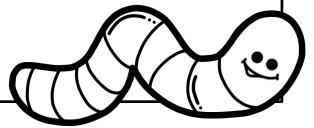
Name: _____



Name: _____




Name: _____




If I were a little bug, I would...

Name: _____



My favorite insect is...

Name: _____



How to catch a ladybug...





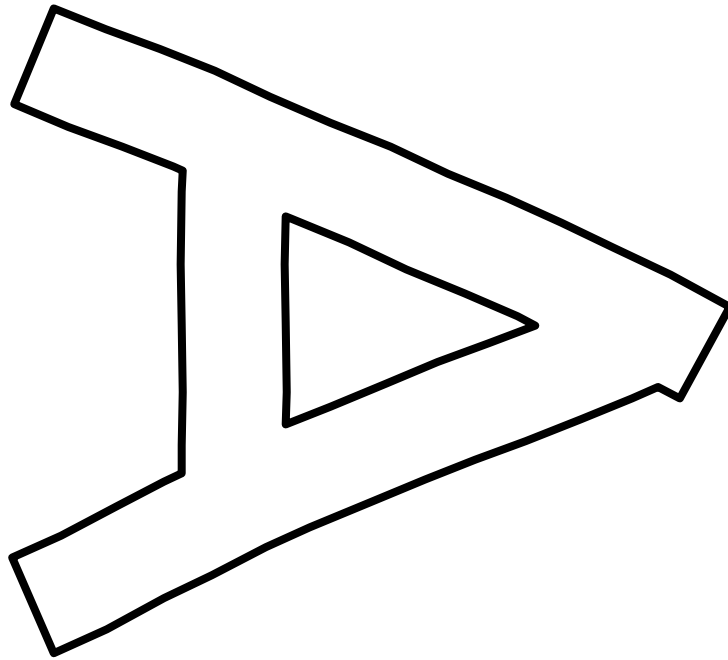
First,




Next,




Last,



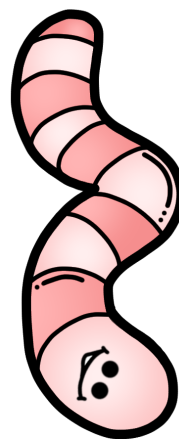
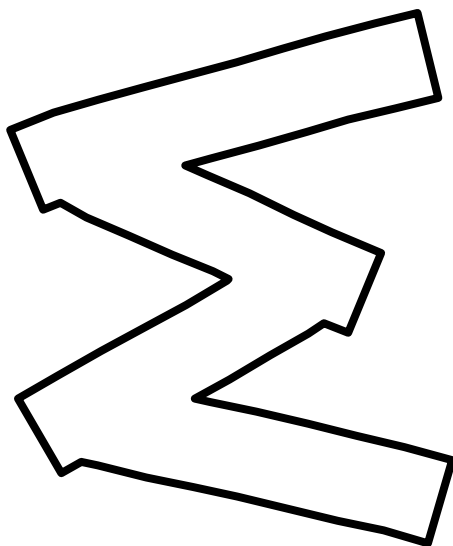
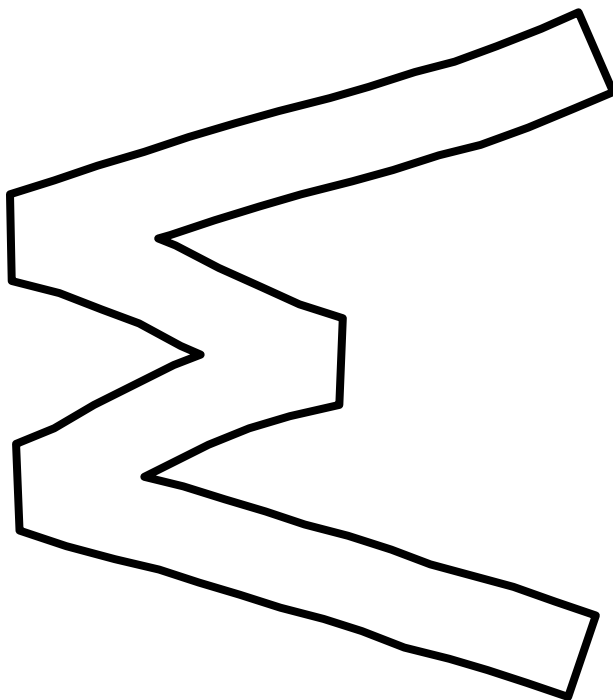
ant


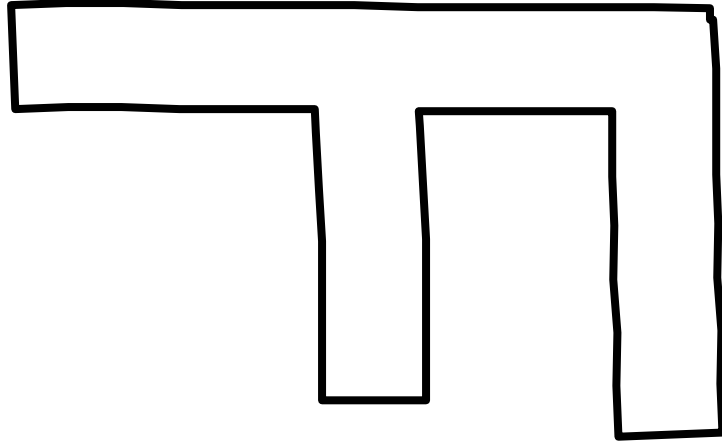


bee






Worm




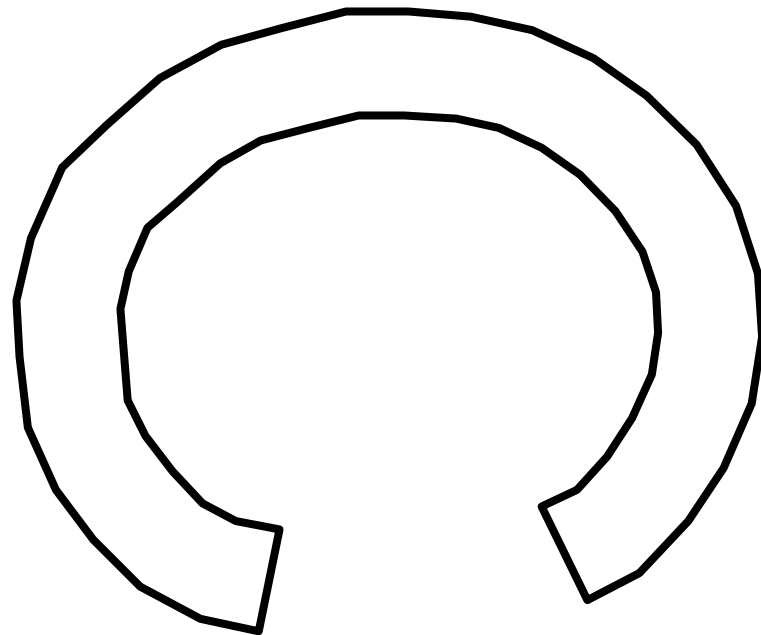


fly



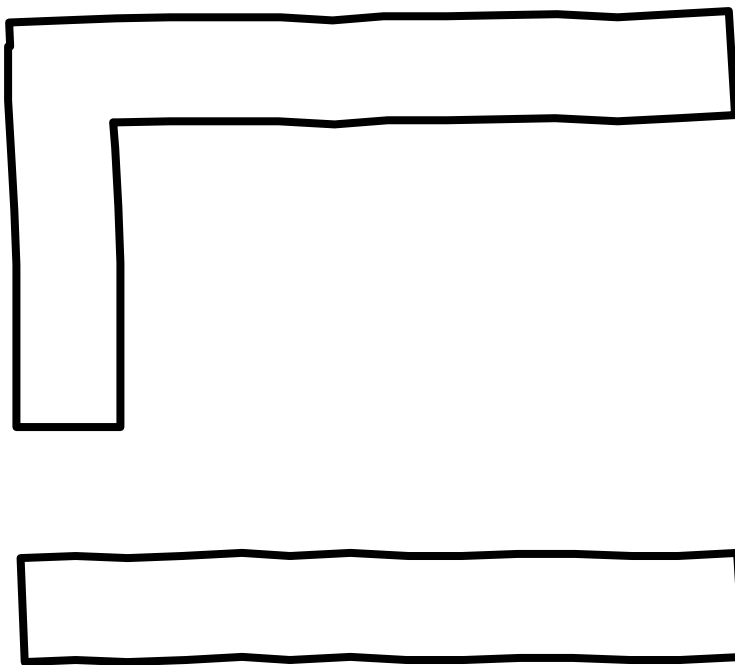


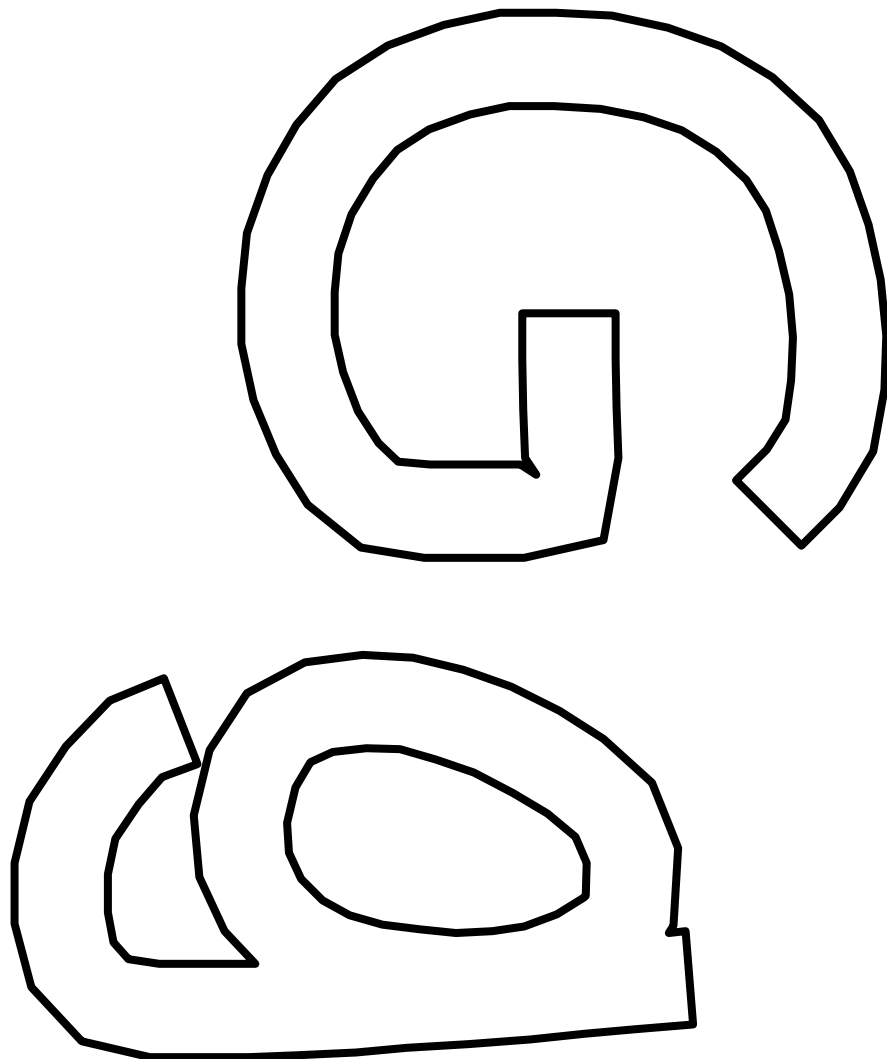

snaⁱl



caterpillar

ladybug





grasshopper