




Center _____

Teacher _____

Monday	Tuesday	Wednesday	Thursday	Friday	Saturday	Sunday
	 		2 Discovering textures-sticky Put the contact paper sticky side up on the floor and taped it down with Duct tape. Allow baby to walk or crawl on the contact paper.	3 Beautiful Baby In front of the mirror, try on different hats, making funny faces, and tell your child how beautiful he or she is.	4 Facetime "Tummy time" for infants on a mirror. It builds the muscles that baby needs to crawl, walk, sit and do so many important things.	5 Squeeze and Squish Squish and squeeze objects with your child such as an orange, lemon, or a toy to see and hear the cause and effect.
6 Build up and topple down Place one block on the floor or a low table and stack more on top one at a time. Count the blocks as you add them to the tower. Build the tower as high as you can and then let your child knock it down with his hands or feet	7 Read to your baby Show her picture books with bright colors and high-contrast patterns. She'll love looking at the pictures and listening to your voice	8 Sound recognition Provide toys that make different sounds, including musical toys that make noise when touched. Your baby will learn that hitting the toy will make a pleasant noise	9 Sing to your baby Play music. Sing! Your child will love whatever music you play for her, so choose something you like to listen to as well.	10 Tell a story Talk to your baby, tell about your day, maintaining eye contact	11 Name Things Name things and people that surround your baby	
13 Holding and dropping Offer toys that your baby can close her hand around. Encourage her to use her hands to grasp and release objects.	14 Something Interesting Hold your baby or place him where he can hold his head up and look at interest thing. Describe what you see.	15 Following Directions Give your toddler simple directions, like to pick, bring or find something.	16 Hide and Seek Play hide and seek (partially hide an object under a blanket and ask your baby to find it)	17 Mobile Toys Have toys that can make different movements, so that you baby learns about up and down, right and left,	18 Reading time Read to your baby, describe and name things you see in pictures	19 Dancing Partners Encourage your child to dance and make music with pans, pots, etc or dance holding her.
20 Tickle, Tickle (2) Talk to your baby softly. Describe what she is feeling..	21 Sounds Walk Take your child outside and describe the sounds you are hearing. Ex. Birds chirping.	22 Bubble Bath Give your child a bubble bath. Talk about temperature of water, shape of bubbles, pop them as you count them	23 Mystery Box Have a variety of objects in a box. Start by describing each object using concepts such as soft, small, hard or big.	24 Shake and follow Shake a rattle in various positions to encourage your baby to stretch and reach for it as she follows the sound.	25 Kitchen Band Have a variety of kitchen gadgets and encourage child to bang two hands holding objects together.	26 Drop ,Drop Have a large clear plastic container and make a hole on the lid. Have smaller lids available for child to drop in the containers.
27 Let's take a walk Take your baby for a walk and name things and people that surround your baby.	28 Pat-a-Cake Sing the song: Pat-a-cake and clap baby's hands as you sing the song.	29 Changing Time As you change your child, name the clothes as you put them on him or her.	30 New Words Find opportunities to teach your child new words. If your child says "Ba" you say words that start with the same sound such as bottle and ball.			

Child's Name _____

Parent's Signature _____

