





Black History Month

preschool!



Beginning Sounds

Name: _____ Date: _____
 Directions: Identify the beginning sounds and color the pictures below.

Picture	Beginning Sound	Tracing
	(b) (m)	Bb
	(k) (b)	Bb
	(h) (g)	Gg
		

Lauren-Sophiae

Get in Shape!


Name: _____ Date: _____
 Directions: Color and trace the shapes below.




Lauren-Sophiae


Name: _____ Date: _____
 Directions: Color the picture according to the codes below.

G-light brown W-white C-gray P-green N-red U-black T-brown



Lauren-Sophiae


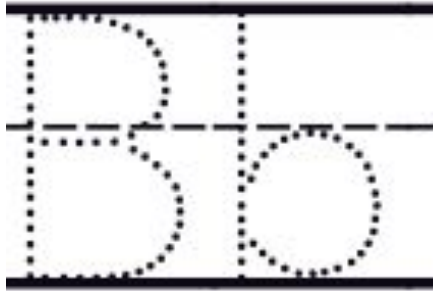

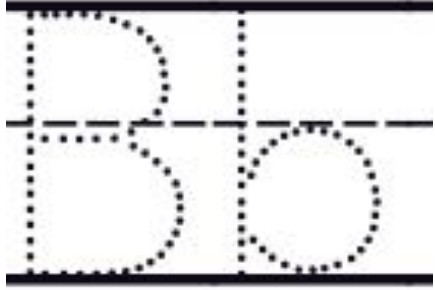

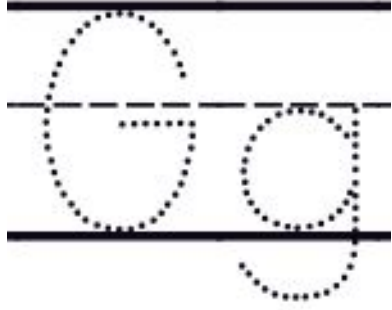

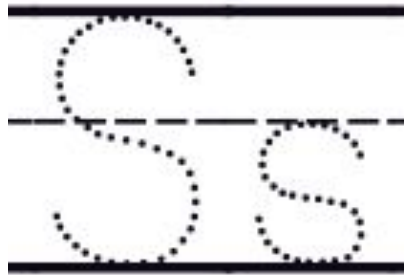
Phonics



Beginning Sounds

Name: _____ Date: _____

Directions: Identify the beginning sounds and color the pictures below.

Picture	Beginning Sound	Tracing
	b m	
	k b	
	h g	
	s v	



Ending Sounds

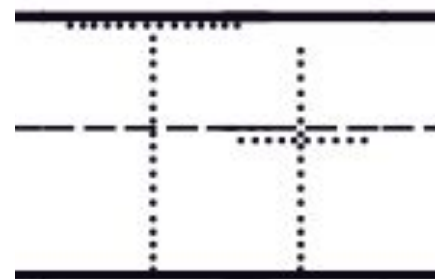

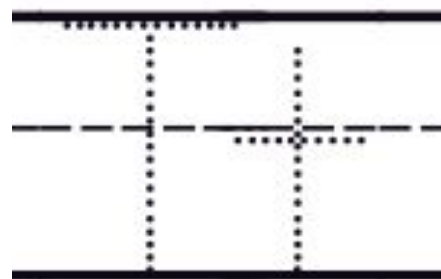
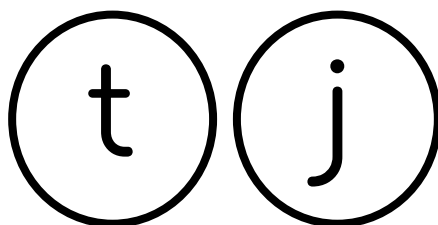
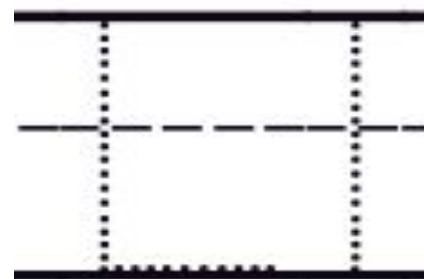
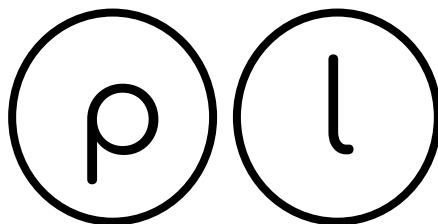

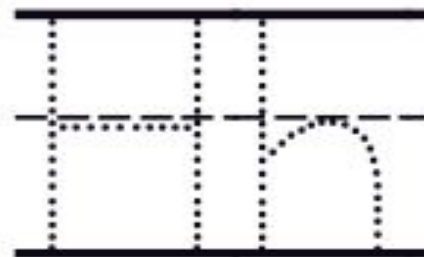
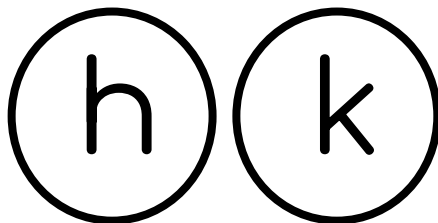
Name: _____ Date: _____

Directions: Identify the ending sounds, and color the pictures below.

Picture

Ending Sound

Tracing





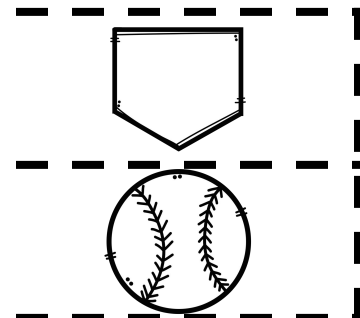

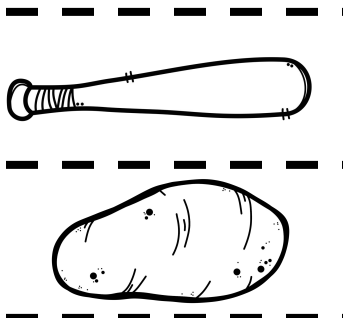
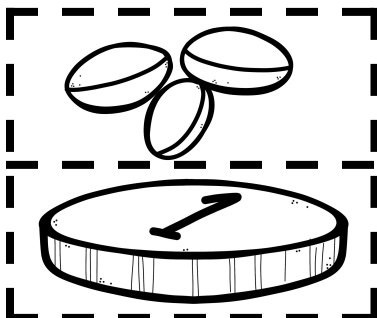
Let's Sort

Name: _____ Date: _____

Directions: Color the pictures. Cut, glue, and sort the pictures in the correct space.

Begins with B

Begins with P




Search & Find

Name: _____

Date: _____


Directions: Color every letter Bb.



Search & Find

Name: _____ Date: _____

Directions: Color every letter Pp.




Color by Letter

Name: _____ Date: _____

Directions: Color the picture according to the codes below.

G-light brown W-white C-gray P-green N-red U-black T- brown






Color by Letter

Name: _____ Date: _____

Directions: Color the picture according to the codes below.

O- red	P-dark blue	R-pink	A-brown	H-gray	W-dark brown
--------	-------------	--------	---------	--------	--------------



Search & Find Sight Words

Name: _____ Date: _____

Directions: Color the word play.

play

they

the

play

play

play


saw

play

was


play

play



play

does



Read & Match

Name: _____ Date: _____









Directions: Look at the pictures. Then, cut and paste the beginning sounds in the correct location. Finally, color the pictures.

Picture

Beginning Sound

Picture

Beginning Sound


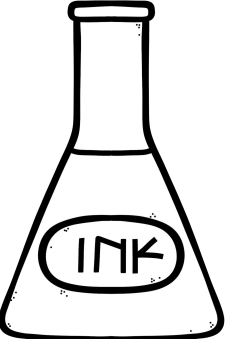


B	B	T	J
P	O	B	G



Let's Spell

Name: _____ Date: _____

Directions: Look at the pictures. Then, write the missing letter in the correct location.
Finally, color the pictures.

		a	t
	i	n	
	z	o	
		a	t

Reading




Let's Read and Recall

Name: _____ Date: _____

Directions: Read the story, and answer the questions that follow.


This is Oprah Winfrey.




Oprah was on the radio.



Oprah was on the news.




Oprah was an interviewer.





Who is the main character in the story?



Oprah was an _____.



Oprah was on the _____.



Draw a picture of Oprah.

Let's Read and Recall


Name: _____ Date: _____

Directions: Read the story, and answer the questions that follow.

This is Oprah Winfrey.



Oprah is an African American woman.




Oprah was an actress.



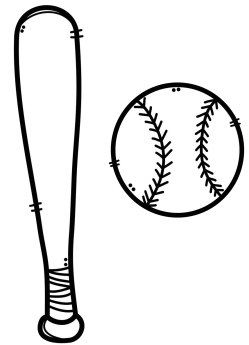
Oprah opened a school.




Circle the picture of Oprah Winfrey.



Oprah was an _____.



Oprah opened a _____.



Draw a picture of something that does not describe Oprah.

Read & Match

Name: _____ Date: _____



Directions: Color the pictures. Read the sentences, and cut and paste the pictures in the correct spot.

Oprah was on
the radio.

Oprah was on
the news.

Oprah was an
actress.

Oprah was an
interviewer.



Read & Match

Name: _____ Date: _____



Directions: Color the pictures. Read the sentences, and cut and paste the pictures in the correct spot.

This is Oprah
Winfrey.

Oprah opened
a school.

Oprah was a
speaker.

This is Oprah as
a child.




Let's Read and Recall

Name: _____ Date: _____

Directions: Read the story, and answer the questions that follow.

This is George Washington Carver.



He liked peanuts.




He used peanuts to make soap.




He used peanuts to make glue.





Who is the main character in the story?



George Washington Carver liked _____



George Washington Carver used peanuts to make _____.




Draw a picture of George Washington Carver.

Let's Read and Recall

Name: _____ Date: _____

Directions: Read the story, and answer the questions that follow.

This is George Washington Carver.



He was a teacher.



He was a painter.




He made many things with peanuts.




Who is the main character in the story?



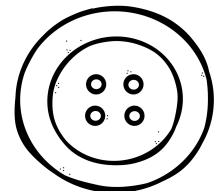
He was a _____.



He was a _____.



He made many things with _____.



Spell, Read, & Write It

Name: _____ Date: _____


Directions: Trace the letters using rainbow colors. Then, say each letter.
Finally, read the word.

The peanuts
are tasty.



t h e


→




He likes
peanuts.

h e

→




He likes sweet
potatoes.




l i k e s

→




He is a
scientist.



i s

→



George Washington Carver

Lauren-Sophia©





Name: _____


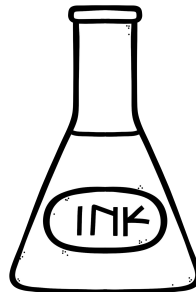
This is George.



He likes peanuts and
sweet potatoes.



He made many things
using peanuts and
sweet potatoes.



Let's Read and Recall

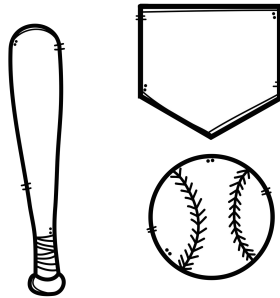
Name: _____ Date: _____

Directions: Read the story, and answer the questions that follow.

This is Jackie Robinson.




Jackie liked baseball.



Jackie was important.





He won awards.





Who is the main character in the story?



What sport did Jackie like?



What did Jackie win?



Draw a picture of a a baseball bat and a ball.

Let's Read and Recall

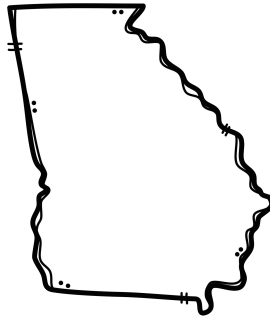
Name: _____ Date: _____

Directions: Read the story, and answer the questions that follow.

This is Jackie Robinson.



He was from Georgia.



He was a baseball player.



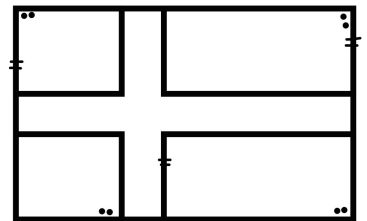
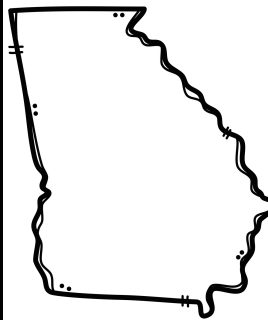
He won awards.



Who is the main character in the story?



Jackie was from _____.



Jackie won _____.



Draw a picture of Jackie Robinson.

Read & Match

Name: _____ Date: _____


Directions: Color the pictures. Read the sentences, and cut and paste the pictures in the correct spot.

This is Jackie
Robinson.

This is a
baseball.

This is a bat.

This is an
award.



Spell, Read, & Write It


Name: _____ Date: _____

Directions: Trace the letters using rainbow colors. Then, say each letter.
Finally, read the word.

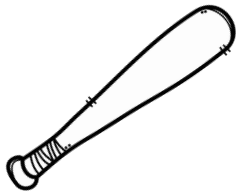


This is
Jackie.


t h i s



He likes
baseball.




h e



The game is
fun.



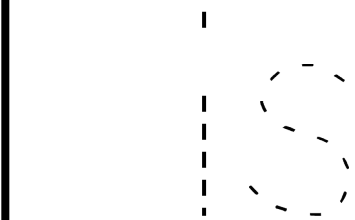
f u n




He is
important.



i s



writing



Letter Tracing

Name: _____ Date: _____

Directions: Write the letters below using your best handwriting.

A  B  C  D 


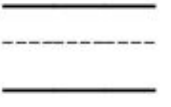
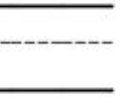
E  F  G  H 



I  J  K  L 

M  N  O 

p  Q  R 

S  T  U 

V  W  X 

Y  Z 



Letter Tracing

Name: _____ Date: _____

Directions: Write the letters below using your best handwriting.

a b c d

e f g h

i j k l


m n o

p q r

s t u

v w x

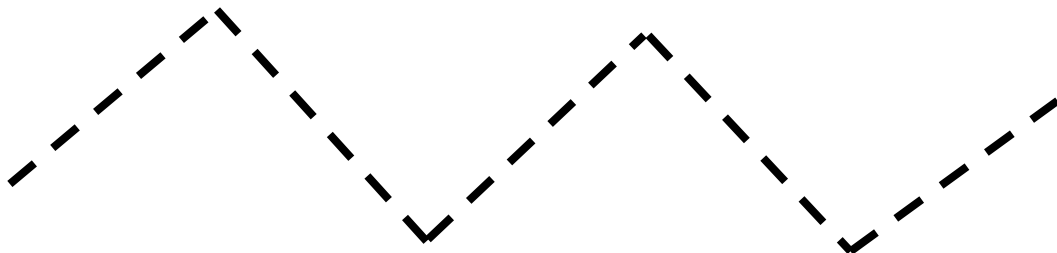
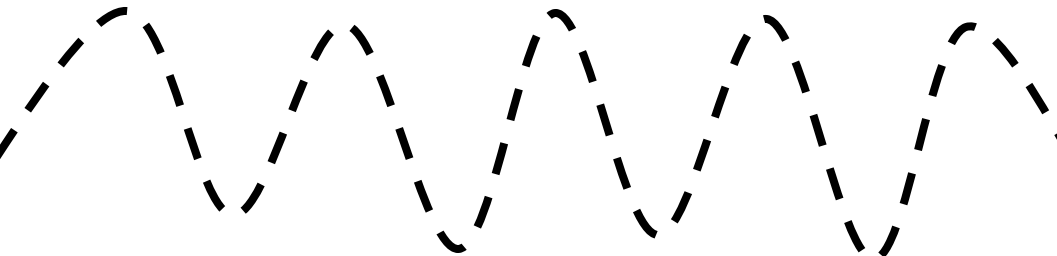
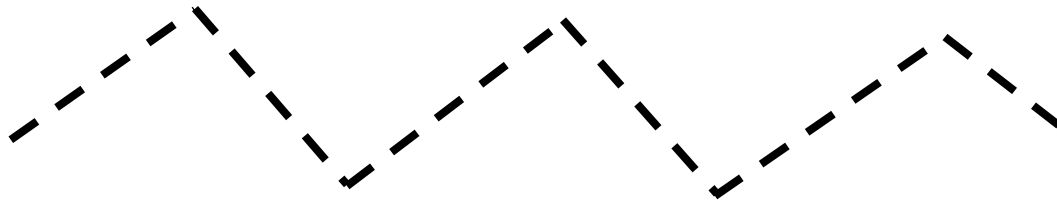
y z



Let's Trace

Name: _____ Date: _____

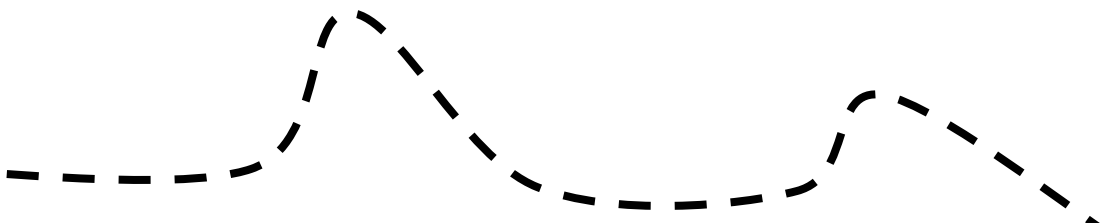

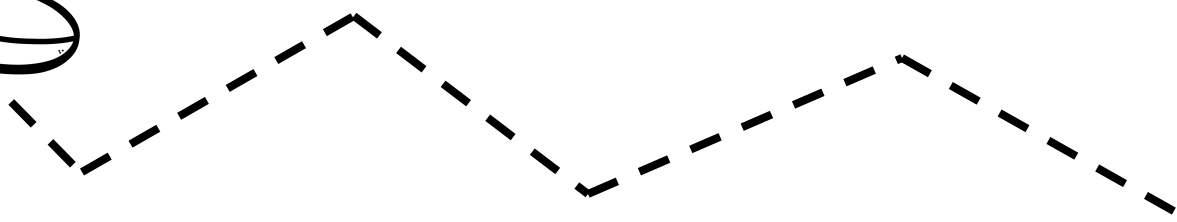
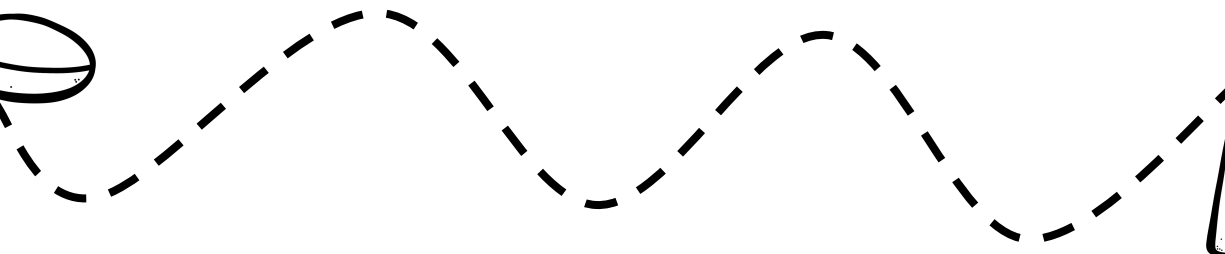

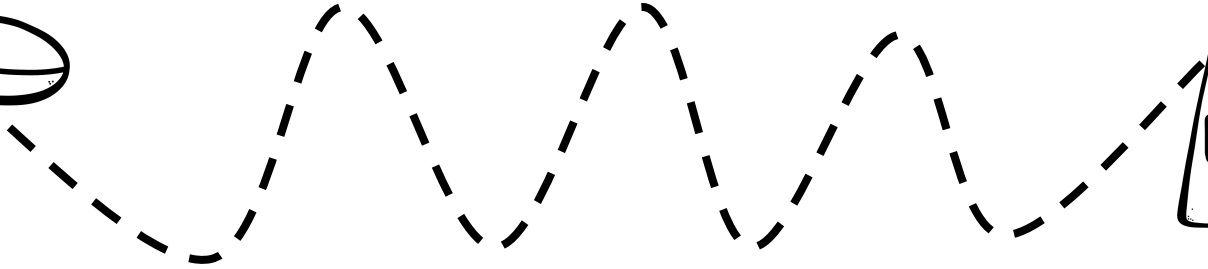
Directions: Trace the dots from start to finish.



Let's Trace

Name: _____ Date: _____

Directions: Trace the dots from start to finish.



Let's Trace

Name: _____ Date: _____

Directions: Trace the letters.

A	B	C	D	E	F
G	H	I	J	K	L
M	N	O	P	Q	R
S	T	U	V	W	X
Y	Z				




Let's Trace

Name: _____ Date: _____

Directions: Trace the letters.

o	o	o	o	e	f
g	h	i	j	k	l
m	n	o	p	q	r
s	t	u	v		
w	x	y	z		



Let's Write


Name: _____ Date: _____

Directions: Read the sentences, trace the words, and color the pictures.

This is Oprah.



She is was on television.




Let's Write

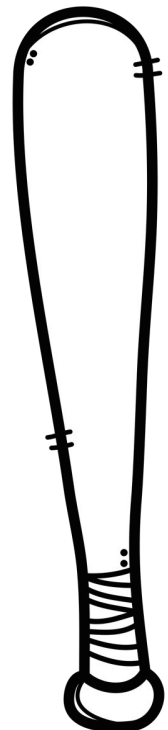

Name: _____ Date: _____

Directions: Read the sentences, trace the words, and color the pictures.

This is Jackie Robinson.



He played baseball.




Let's Write

Name: _____ Date: _____

Directions: Read the sentences, trace the words, and color the pictures.

This is George Washington


Carver



GEORGE
CARVER




He likes peanuts.



Famous African Americans

Lauren-Sophia©



Name: _____

Oprah Winfrey



ON AIR



Jackie


Robinson



George

Washington

Carver



Math





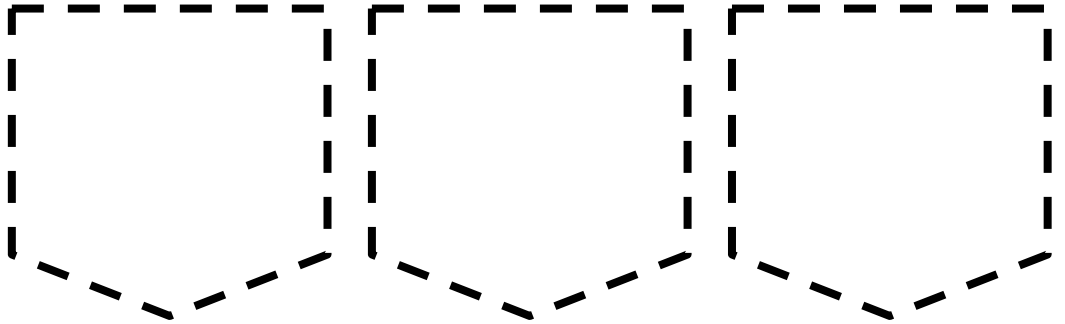
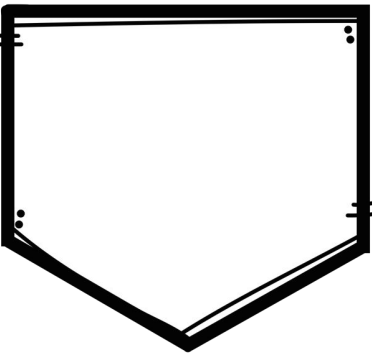
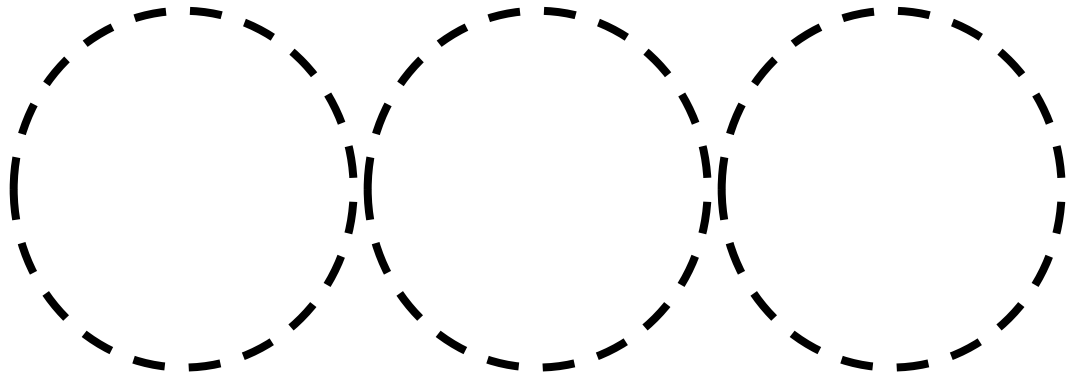



Get in Shape

Name: _____

Date: _____



Directions: Trace the shapes below.





It Doesn't Belong!


Name: _____ Date: _____

Directions: Color the shapes that are the same. Circle the shape that doesn't belong.

 <p>Shapes: Three circles, one triangle, and one circle.</p>	 <p>Shapes: Three diamonds and one trapezoid.</p>
---	--

 <p>Shapes: Two trapezoids, one circle, and one trapezoid.</p>	 <p>Shapes: Two triangles, one triangle, and one pentagon.</p>
--	--


Name that shape!



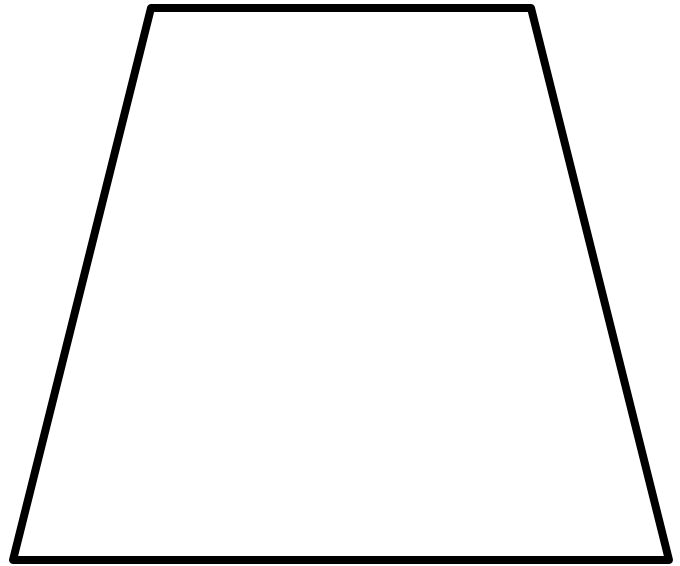
Name: _____

Date: _____

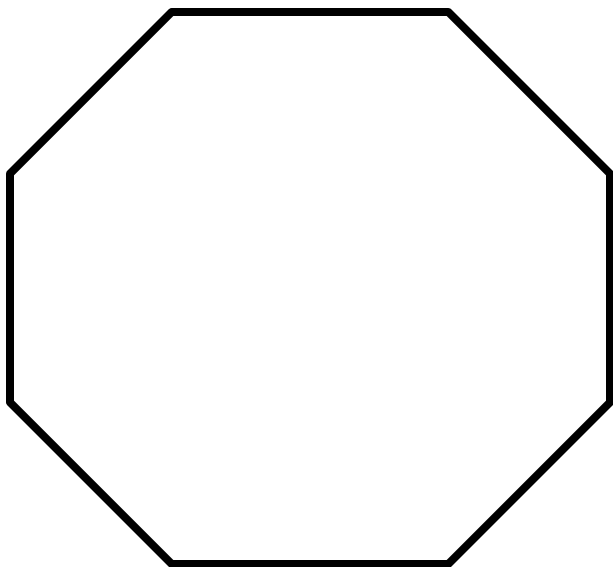
Directions: Color the shapes. Trace the name of each shape.




circle



trapezoid



octagon



triangle

Let's Sort!


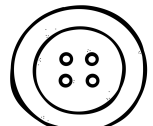
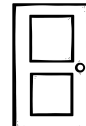

Name: _____ Date: _____

Directions: Color, cut, and sort the shapes. Glue them in the correct location.

rectangles

circles

--	--




Get in Shape!

Name: _____

Date: _____

Directions: Color and trace the shapes below.


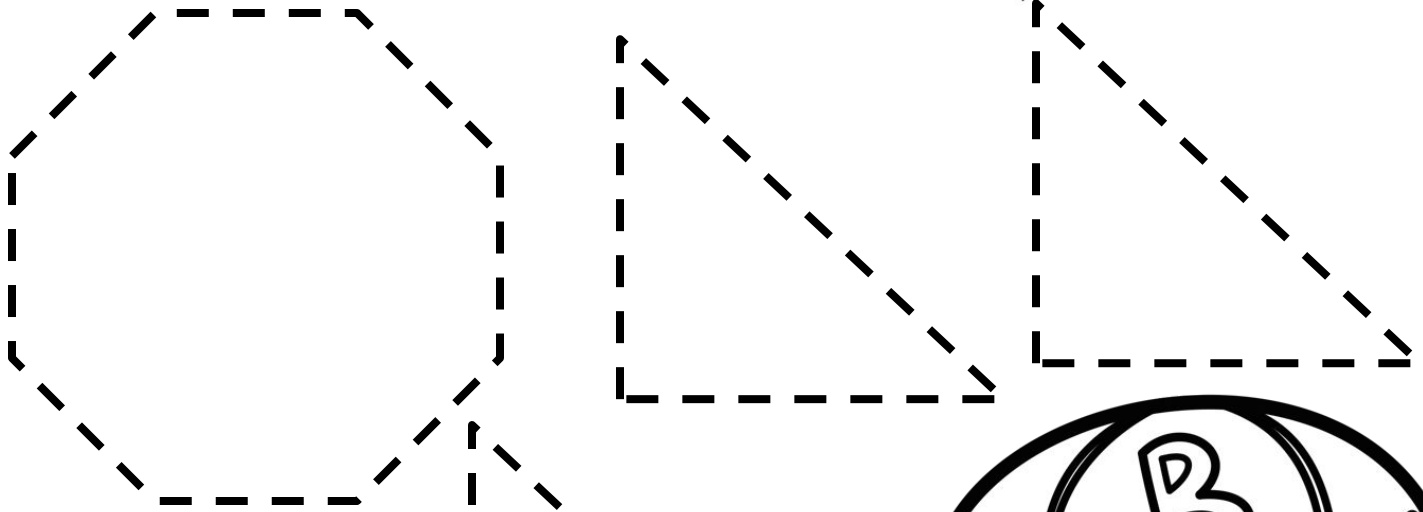


Get in Shape!

Name: _____

Date: _____






















Directions: Color and trace the shapes below.







What's Next?

Name: _____ Date: _____

Directions: Color the pictures. Then, identify the pattern. Cut and paste the missing picture in the box.


     	
    	
    	
    	

			
---	---	---	---

What's Next?

Name: _____ Date: _____


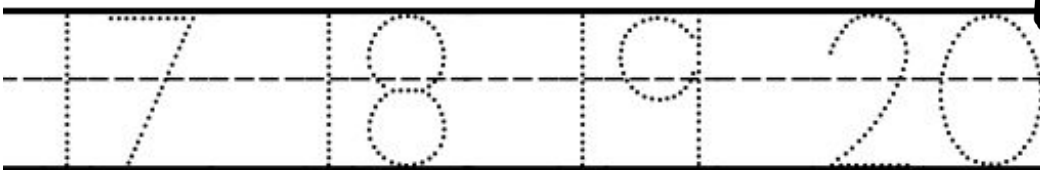
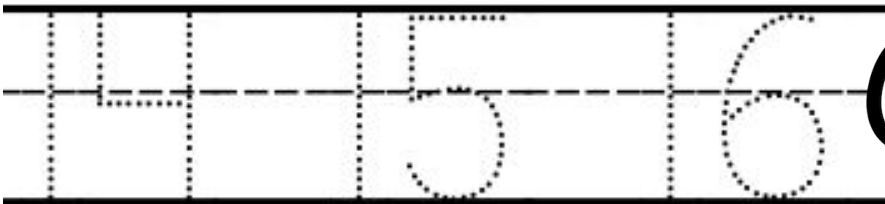
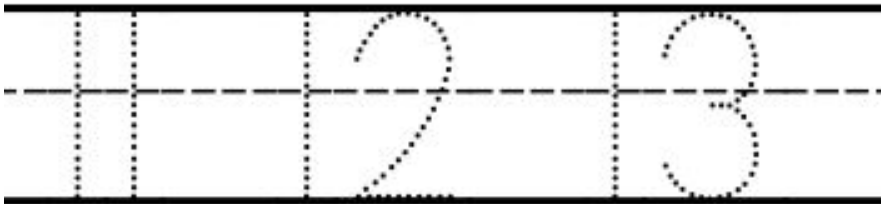
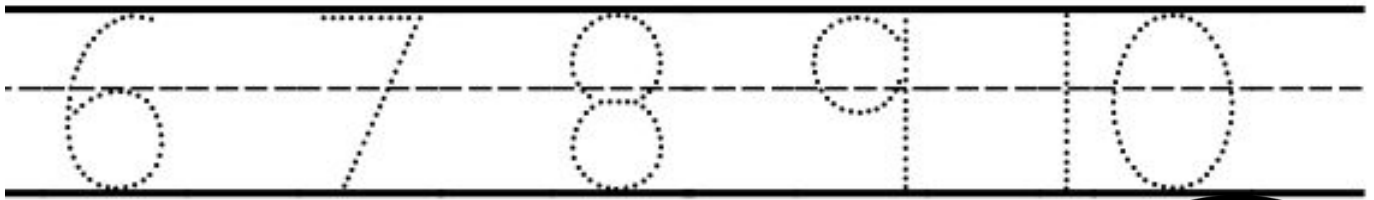
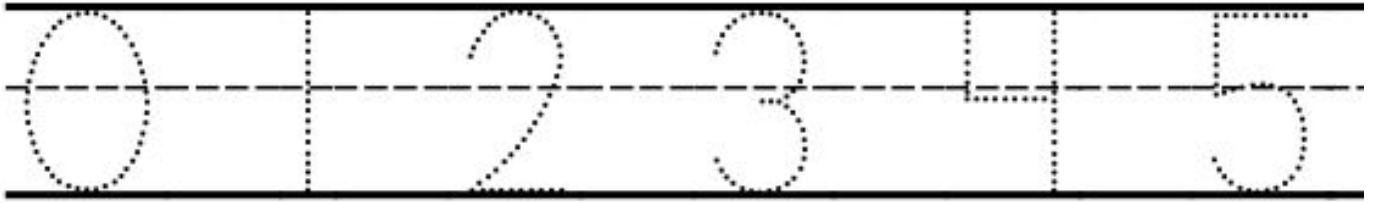
Directions: Color the pictures. Then, identify the pattern. Cut and paste the missing picture in the box.



Let's Write Numbers

Name: _____ Date: _____


Directions: Trace the numbers.



Missing Numbers

Name: _____ Date: _____

Directions: Fill in the blanks with the correct numbers.

1		3	
	6		8
9		11	
	14		16
17			
	20		

STEAM





Sticky! Sticky!

Name: _____ Date: _____

Directions: Follow the directions below to make glue.

<p>Ingredients:</p> <p>½ cup of flour</p> <p>water</p> <p>pinch of salt</p> <p>Mixing Bowl</p>	<p>Step One:</p> <p>Stir water and flour together until you achieve a gooey texture. If it's not thick enough, add flour. If it's too thick, add water.</p>	<p>Step Two:</p> <p>Add a pinch of salt to prevent mold. Make observations.</p> 
--	---	---

Draw a picture of your ingredients.

Draw a picture of your glue.

Draw a picture of how your glue feels.

Draw a picture of you making your glue.

Let's Compare and Contrast

Name: _____ Date: _____


Directions: Complete the Venn diagram below by drawing pictures.

G.W.C.



Glue

Me



I Like Glue

Lauren-Sophia©



Name: _____

I made glue using water, flour, and salt.

George Washington Carver used peanuts to make glue.



We can use different ingredients to make glue!





Thank You!

Thank you for purchasing Black History Month Preschool. The activities are intended for preschool students. They can be used as classwork, homework, centers, small group instruction, whole group instruction, etc.

Terms of Use:

Black History Month Preschool is a product created by Lauren-Sophia©.

All Rights Reserved.

This download is solely intended for personal and classroom usage only. Please do not share this product. Black History Month Preschool is protected by the Digital Millennium Copyright Act. Reproducing, sharing, and copying this product is forbidden.



Clipart Created By:



Contact Information: Lauren.Sophia2018@gmail.com